

iCHAIR MEYLIFE

1.650 Biomechanical

 **Allowed user weight**

120 kg (including load)

160 kg (incl. loading) with reinforced suspension Code 891





Conversion-friendly design enables quick adaptation to the user



New stable legrests



The newly developed independent wheel suspension (4-fold)



Biomechanical seat and back unit

The Intelligent

EFFICIENCY

- Excellent cost-performance ratio for effective long-term care
- Long lifespan and high durability thanks to the use of highest quality materials
- Individually adjustable to the user's changing needs
- The integrated cable concept allows very fast retrofitting of electr. adjustment options
- Extensive network of specialist retailers and suppliers ensures a secure supply of spare parts over the longer term

THERAPEUTIC BENEFIT

- Ergonomic, biomechanical seat and back unit with coupled armrest lowering system
- Effective pressure relief and relaxing positioning for long term sitting, through large electric adjustment sectors
- Drive wheels are individually sprung and detached from the drive wheels: Suspension of all wheels significantly reduces shocks to the user's spine and trunk. This is particularly important for patients with MS, ALS, Duchenne muscular dystrophy and quadriplegia.
- Ideal for retaining mobility at home, at the desk or in the office

FIELD OF USE

- For indoor and outdoor use, spring-mounted drive unit standard
- For permanent and all-day use for independent mobility, also with extreme functional limitations
- For working and active people, who need one wheelchair for different everyday situations

ORDER

COST ESTIMATE

CUSTOM DESIGN

Please fax the completed order form to: 05733 922 9311

Customer service 05733 922 311

Billing address / Customer ref. no.:

Delivery address:

Tax-ID

Consignment / Comments:

Order quantity:

MEYRA



Allowed user weight

120 kg (including load)

160 kg (incl. loading) with reinforced suspension Code 891



Hints

Our Terms and Conditions as stated at www.meyra.de/AGB shall apply

Valid from 01.01.2024 – 31.12.2024.

You can find information on the measurement process at www.meyra.de/messverfahren

Errors, misprints and changes reserved.

Use our K.I.S.S.S. for orders and configurations at www.kisss-by-meyra.de

You avoid queries and incorrect orders thanks to the buildability check

**Technical specifications**¹⁾ see category seat width²⁾ Seating systems Contour cushion/Netti/Ride Seat angle 0°³⁾ measured with 0° seat angle⁴⁾ Details to plate⁵⁾ Max. user weight incl. additional load 136 kg for passenger transport in car

Seat widths in mm	380 - 530 ¹⁾
Seat depth in mm	400 - 550
Seat height in mm	400 - 500 ^{2) 3)}
Back support height in mm	520 - 670
Lower shank length in mm	340 - 480 ²⁾
Arm support height in mm	220 - 380 ²⁾
Length with footrest in mm	1120 - 1220
Transport length in mm	860 - 910
Transport width in mm	640 - 820
Width ready to drive in mm from	600 - 820
Height without head support in mm	930 - 1200
Max. obstacle height in mm	70
Turning radius with footrest in mm	940
Ground clearance in mm	40 / 70
Transport empty weight basic configuration min.	133 kg
User weight	120 kg / 160 kg ⁵⁾
Permissible overall weight	370 kg
Max. additional loading	10 kg
Driving speed	6 km/h - 10 km/h
Motor power	350 W
RANGE	35 / 30 km
Permitted inclination/slopes	8,5° / 15%
Seat camber electric	0° to 30°/50°
Back support angle electric	0° to 80° ⁴⁾
Rear wheel	12,5" / 14"
Castor	9" / 10"
Drive	Rear

Please select by ticking the relevant boxes

Special construction/individual solution o.r. - on request

Standard version: If no other selection is made, the standard version will be delivered.

00 Chassis / engine / frame options

CODE	SPEED	RANGE	MOTOR POWER
2115	6 km/h	max. 35 km	2 x 350 W
2117	10 km/h	max. 30 km	2 x 350 W
918	ESP stabilisation module		

Suspension

CODE	DESCRIPTION
892	Standard suspension up to 120 kg
891	Standard suspension for client weight up to 160 kg

01 Drive wheels

Tyres consist of a rubber compound which may leave permanent marks or be hard to remove from some surfaces (e.g. plastic, wooden or parquet flooring, rugs and carpets).

We cannot accept liability for any abrasion damage to flooring.

CODE	DESCRIPTION
815	12" - Drive wheels
460	14" - Drive wheels

Drive wheel options

CODE	DESCRIPTION
846	Puncture protected pneumatic tyres
904	Puncture-proof tyres
824	Mudguard for drive wheels
482	Studded tires

Please select by ticking the relevant boxes

Special construction/individual solution o.r. - on request

Standard version: If no other selection is made, the standard version will be delivered.

02 Steering wheel/seat height

		FSH (mm)					
		(C-240)	(C-326)	(C-328)	(C-329)	(C-47)	(C-330)
Code	Steering wheel Ø INCH	400	430	435	465	470	500
163	9"						
142	10"						

! FSH measured at 0° seat inclination, up to seat plate height
 FSH 400mm/430mm not adjustable i.c.w. SW 480 and 530 mm
 9" steering wheel only i.c.w. CODE 815 12" drive wheel
 10" steering wheel only i.c.w CODE 460 14" drive wheel

Steering wheel option

CODE	DESCRIPTION
146	Puncture protected pneumatic tyres
900	Puncture-proof tyres
816	Mudguard for 10" steering wheels

03 Tyres

CODE	DESCRIPTION
908	Black (abrasion-resistant), rim carbon-coloured
909	Grey, carbon-coloured rim

Please select by ticking the relevant boxes

Special construction/individual solution o.r. - on request

Standard version: If no other selection is made, the standard version will be delivered.

04 Seat width/depth

		Seat depth (mm)					
		(C-615)	(C-788)	(C-619)	(C-4105)	(C-791)	(C-955)
Code	Seat width	400	430	460	490	520	550
38	380 mm						
43	430 mm						
48	480 mm						
53	530 mm						

 Additional adjustment of seat width possible via armrests, see armrest options

05 Seat cushions

CODE	DESCRIPTION
948	iCHAIR MEYLIFE contour seat
4276	Seat plate without cushion
7203	Netti Sit
7400	Ride Forward

 Netti and Ride not i.c. with SD 560 mm

Please select by ticking the relevant boxes

Special construction/individual solution o.r. - on request

Standard version: If no other selection is made, the standard version will be delivered.

06 Back systems

Round tube back, back cushion and height

Code	Description	Back height (mm)			
		(C-921)	(C-922)	(C-923)	(C-928)
608	Telescopic round tube back without backrest padding	520	570	620	670
608/736	Adjustable strap, black,				
608/7201	Netti Uno Back				
608/7209	Netti Smart				
608/7207	Netti Stabil				
608/7210	Netti Super Stabil				
608/7205	Back cushion Netti Kyphotic				
608/7454	Ride Grande				

Central back, back cushion, width and height


Code	Description	Back height (mm)			
		(C-921)	(C-922)	(C-923)	(C-928)
949/2038	Contour back 380mm wide	520	570	620	670
949/2043	Contour back 430mm wide				
949/2048	Contour back 480mm wide				
949/2053	Contour back 530mm wide				

⚠ Code 921 not i.c. with code 2948
Code 928 only i.c. with code 2948

08 Seat/back options


Please select by ticking the relevant boxes Special construction/individual solution o.r. - on request Standard version: If no other selection is made, the standard version will be delivered.

Seat/back/headrest cover

CODE	DESCRIPTION
237	Textile cover black
254	Synthetic leather  is only used on contour cushions 948/949

Seat tilt / seat lift

CODE	DESCRIPTION	Seat angle	LIFT
119	Mechanical seat tilt in stages	0° to 9°	
118	Electric seat tilt, infinitely variable by 30 degrees	0° to 30°	
4118	Electric seat tilt, infinitely variable by 50 degrees	0° to 50°	
27	Scissor lift incl. seat tilt	0° to 30°	300 mm

 The adjustment range can deviate by max. +/- 3° depending on SH and size of the caster wheels

Please select by ticking the relevant boxes

S Special construction/individual solution o.r. - on request

Standard version: If no other selection is made, the standard version will be delivered.

Back adjustments

CODE	DESCRIPTION		
401	Mechanical back adjustment for round tube backs		
25	Electric back adjustment for round tube backs		
5025	Electrical back adjustment for contour back ⚠ with detachable armrest	0° – 60°	infinitely variable
2947	Electrical back adjustment for contour back ⚠ with swing-away biomechanical armrest	0° – 60°	infinitely variable
2948	Electrical biomechanical back adjustment for contour back ⚠ with swing-away biomechanical armrest	0° – 80°	infinitely variable

Additional options

CODE	DESCRIPTION
914	Multifunctional 3D headrest with the possibility of individual adjustment of the side bolsters ⚠ Adjustment range: horizontal, vertical and angular Pad with 3D ball joint
937	Headrest extension
4275	Mounting rails, accessories on the back ⚠ only i.c. with Central back systems
2957	Swing-away chest pelottes ⚠ only i.c. with Code 4275
797	Side bolster for seat cushion (thigh support)
814	Push handle continuous for central back ⚠ Only in conjunction with central back

09 Arm supports

1 = removable 2 = height-adjustable 3 = width-adjustable 4 = depth-adjustable 5 = high-swivel 6 = angle-adjustable 7 = biomechanics



CODE	DESCRIPTION
106	Armrest, detachable ⚠ not in conjunction with CODE 2947 or CODE 2948 Electric backrest adjustment for contour backs
324	Armrest, swivel up ⚠ Only in conjunction with CODE 948 (contour seat) and CODE 949 (contour back)

Please select by ticking the relevant boxes






 Special construction/individual solution o.r. - on request

 Standard version: If no other selection is made, the standard version will be delivered.

Armrests options

CODE	DESCRIPTION
4422	Armrest fixation in initial position  Only in conjunction with CODE 324 Armrest swivels upwards
101	Clothing guard for armrest  Only in conjunction with CODE 106 armrest removable

Armrest cushions

CODE	DESCRIPTION	POSITION
975	Armrest padded (standard)	left
974	Armrest padded (standard)	right
4990	Armrest padded (standard) with swivel joint	left
4984	Armrest padded (standard) with swivel joint	right
4982	Armrest hemiplegia lower arm support	left
4981	Armrest hemiplegia lower arm support	right
4993	Armrest hemiplegia lower arm support with swivel joint	left
4991	Armrest hemiplegia lower arm support with swivel joint	right
4988	Handrest flat for hemiplegia lower arm support  Only i.c. with CODE 4982/4993	left
4985	Handrest flat for hemiplegia lower arm support  Only i.c. with CODE 4981/4991	right
4987	Handrest with ergonomic grip for hemiplegia lower arm support  Only i.c. with CODE 4982/4993	left
4986	Handrest with ergonomic grip for hemiplegia lower arm support  Only i.c. with CODE 4981/4991	right
4989	Extension for hemiplegia lower arm support  Only i.c. with CODE 4982/4993	left
4983	Extension for hemiplegia lower arm support  Only i.c. with CODE 4981/4991	right

Please select by ticking the relevant boxes

Special construction/individual solution o.r. - on request

Standard version: If no other selection is made, the standard version will be delivered.

10 Leg supports

CODE	DESCRIPTION
293	Legrests, detachable and swing-away
2086	Legrests, electrically swivelling upward, removable and swing-away
4092	Legrests mechanically swivel up, detachable and swing-away (gas spring) 10° to 180°

Legrest options

CODE	DESCRIPTION
4933	Thigh supports continuously adjustable in width and length

11 Footrest

CODE	DESCRIPTION
57	One-piece footrest
808	Footrests divided, foldable, height and angle adjustable

Footrest options

CODE	DESCRIPTION
822	Shoe fastening strap (pair)
823	Heel loops (pair)

12 Batteries and Chargers

CODE	DESCRIPTION
513	Maintenance-free batteries 60 Ah (20 h) , 52 Ah (5 h)
5158	Maintenance-free batteries 80 Ah (20 h) , 63 Ah (5 h)
732	Charger 8A
733	Charger 12 A for 80 Ah (20 h)

Please select by ticking the relevant boxes S Special construction/individual solution o.r. - on request
 Standard version: If no other selection is made, the standard version will be delivered.

13 Lighting

CODE	DESCRIPTION
932	Active LED-lighting front and rear acc. to StVZO
703	Without active LED lighting

14 Joystick modules and accessories

CODE	DESCRIPTION
415/702	R-NET LED operating module
416/702	R-NET LCD
398/702	R-NET LCD IR/BT
702/839	R-NET OMNI II

! Code 839 OMNI II flashing function and horn function only selectable via menu
 2-fold control only for electr. seat tilt and electr. back adjustment

External adjustment module

CODE	DESCRIPTION
4615	External adjustment keypad for directly selecting and activating five seat functions, also while driving, assembly on the control module side ! Not in combination with swivelling table tops CODE 4660 and 4661 Not in combination with laterally swivelling therapy table CODE 4646
4615	External adjustment keypad for directly selecting and activating five seat functions, also while driving, assembly on the opposite side to the control module ! Not in combination with swivelling table tops CODE 4660 and 4661 Not in combination with laterally swivelling therapy table CODE 4646

Key	without assignment	Back support	Seat	CM left	CM right	CM synchronous	Central legrest angle	Central legrest height	Seatlift
(1)									
(2)									
(3)									
(4)									
(5)									

Please select by ticking the relevant boxes

S Special construction/individual solution o.r. - on request

Standard version: If no other selection is made, the standard version will be delivered.

Control module options

CODE	DESCRIPTION
4795	Anti-theft function, key


Assembly of the operating module

CODE	DESCRIPTION
74	Assembly right
60	Assembly left

Operating module software

CODE	DESCRIPTION
985	Series programming (standard)
998	Special programming (deviation from standard)

15 Operating module bracket

CODE	DESCRIPTION
4859	Operating module bracket, length adjustable
4860	Operating module bracket, length and height adjustable, swivelling to the side (e.g. on a table)
4566	Operating module bracket, length and height adjustable
4874	Protection bracket for control module VR2 and R-NET  not in conjunction with OMNI II, CODE 839

Please select by ticking the relevant boxes

S Special construction/individual solution o.r. - on request

Standard version: If no other selection is made, the standard version will be delivered.

16 Special operating modules

Special operating modules and special controls often have to be adapted and can therefore generally not represent a finished product.

Placement and programming must be carried out with the involvement of the user or worked out by a technician on site.

Other special controls are possible on request.

CODE	DESCRIPTION
4660	Table plate with recess (centred) for operating module, swivelling to the right ! not in conjunction with swing-away armrest CODE 324
4661	Table plate with recess (centred) for operating module, swivelling to the left ! not in conjunction with swing-away armrest CODE 324

External on/off switch

for users who can hardly operate the keys of the operating module or as an emergency/off function for accompanying person

CODE	DESCRIPTION
543	External on/off switch, diameter 63 mm, green
596	External on/off switch, diameter 63 mm, yellow
778	External on/off switch, diameter 30 mm, green
779	External on/off switch, diameter 30 mm, yellow

! Only i.c.w. joystick module R-NET with LED-Display CODE 702/416 or OMNI II Surround control CODE 839

Rear-head control

CODE	DESCRIPTION
2238	Head control unit (narrow) only in conjunction with OMNI II
2239	Head control unit (wide) only in conjunction with OMNI II

! I.c.w. the 10 km/h variant, the ESP drive stabilization module CODE 918 is mandatory
I.c.w. the 6 km/h variant, the use of the ESP drive stabilization module must be checked individually because of the better driving characteristics of the iCHAIR SKY it is recommended to use this module

Please select by ticking the relevant boxes

Special construction/individual solution o.r. - on request

Standard version: If no other selection is made, the standard version will be delivered.

Joystick attachments

CODE	DESCRIPTION
553	Tetra-fork vertical
556	Tetra-fork horizontal
734	Tetra-fork horizontal, adjustable to hand width
4589	Mushroom grip
4590	Ball grip
4591	T-grip
4593	Stem grip
4594	Button grip
4595	Softball
4596	Golf ball (d=43 mm)

17 Frame colours

CODE	FRAME	AKZENTE
207	Matt black	
212	Matt black	Polar white
186	Matt black	Magic Blue
227	Matt black	Red Metallic
180	Matt black	Lemon reflex
214	Matt black	Sun yellow

Please select by ticking the relevant boxes

S Special construction/individual solution o.r. - on request

Standard version: If no other selection is made, the standard version will be delivered.

18 Options around the wheelchair

CODE	DESCRIPTION
2721	Adapter set for DAHL docking station ! only in combination with 14" drive and 10" steering wheel Code 460/142
994	Baggage rack
833	Safety belt
589	Suspender seatbelt
4646	Therapy table, swivels sideways
906	Rear-view mirror right
927	Rear-view mirror left

Wheelchair options

CODE	DESCRIPTION
2676	Warning sign sticker
676	Rear marking plate

19 Service

Item	DESCRIPTION
55704	Flat fee for customised parameterisation (not eligible for discounts) ! The on-the-spot service covers only simple adjustment of parameter sets, such as acceleration, speed etc.
55709	Medically necessary parameterization to client-specific setting values ! The on-the-spot service covers simple program adjustments as well as the integration of special controls.

USER DATA

First name

Name

Street

ZIP CODE

City

Country

Birthday

Diagnosis 1

Diagnosis 2

Tel.

Mobil

E-mail

Order number

Health insurance fund / cost unit

Specialist trade Contact person/phone.

Supply specialist MEYRA

Approval info from week

ANATOMICAL DATA (IN MM)

1) Seat depth

2) Seat width

3) Chest width

4) Chest depth

5) Elbow height

6) Armpit height

7) Back height

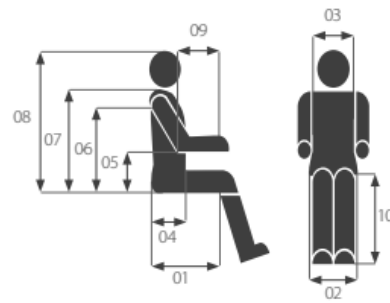
8) Head height

9) Forearm length

10) LLL

Body height

Weight (kg)



Remarks

I accept the Terms and Conditions of Meyra Distribution GmbH (valid as of January 2023)

<https://www.meyra.com/gtc/>

Date

City

Signature