

CRASH TEST APPROVED

Folding frame wheelchair

Date

User name

Company stamp

Responsible

| Wheelchair measures | |
|-------------------------------|---|
| Seat width (LS) | <input type="checkbox"/> 33 <input type="checkbox"/> 36 <input type="checkbox"/> 39 <input type="checkbox"/> 42 <input type="checkbox"/> 45 <input type="checkbox"/> 48 |
| Seat depth (PS) | <input type="checkbox"/> 35 <input type="checkbox"/> 37,5 <input type="checkbox"/> 40 <input type="checkbox"/> 42,5 <input type="checkbox"/> 45 <input type="checkbox"/> 47,5 |
| Footplate distance (DP) | (Real distance between seat and footplate) IMPORTANT NOTICE! From the footplate to the floor minimum 4cm!! (Minimum Front height = DP + 4cm.) |
| Setting | <input checked="" type="checkbox"/> Standard <input type="checkbox"/> Prudential <input type="checkbox"/> Active <input type="checkbox"/> Extreme |
| Backrest Height (TS) | Std.Value 36(min 30-max 54) |
| Crossbrace (black) | <input checked="" type="checkbox"/> Single <input type="checkbox"/> Double (Not seat width 33-36) |
| Front height | (STD 49) - Rear height |

SAFETY

4 points tie-down system rings

NOT AVAILABLE WITH: Aluminium frame DYNAMIC 2.0 - Titanium frame T MAX



08654 170.00

| Rear frame | |
|---------------------|--|
| Aluminium frame | <input checked="" type="checkbox"/> Aluminium standard frame - Same colour of front frame The real seat depth, from the front part of the seat cloth to the backrest tube will be 1 cm more than the declared one. camber <input checked="" type="checkbox"/> 0° <input type="checkbox"/> 1,5° <input type="checkbox"/> 3° |
| | <input type="checkbox"/> Aluminium frame DYNAMIC 2.0 - (COLOUR: BLACK) 09955 280.00 The real seat depth, from the front part of the seat cloth to the backrest tube will be 1,5 cm more than the declared one. With rake adjustable backrest (±9°) Exclude the installation of : Brake handles for companion (Drum Brake) - 4 points tie-down system rings camber <input checked="" type="checkbox"/> 0° <input type="checkbox"/> 1,5° <input type="checkbox"/> 2° <input type="checkbox"/> 4° |
| Titanium frame TMAX | <input type="checkbox"/> Titanium frame T MAX 03940 300.00 The real seat depth, from the front part of the seat cloth to the backrest tube will be 1 cm more than the declared one. Brushed Titanium frame - not varnished Weight reduction approx. 250gr Exclude the installation of : 4 points tie-down system rings camber <input checked="" type="checkbox"/> 0° <input type="checkbox"/> 1,5° <input type="checkbox"/> 3° |






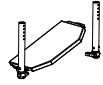
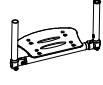










| Front frame | | Frame Angle | | |
|---|--------|-------------------------------|------------------------------|--------------|
| <input type="checkbox"/> Short frame - Ideal with Seat depth (PS) 35 - 37,5 | | | | |
| <input type="checkbox"/> Medium frame - Ideal with Seat depth (PS) 40 - 42,5 | ☆ 110° | <input type="checkbox"/> 120° | <input type="checkbox"/> 95° | |
| <input type="checkbox"/> Long frame - Ideal with Seat depth (PS) 45 - 47,5 | | | | |
| <input type="checkbox"/> Elevating front frame, swing away and removable Including plastic footplate with heel band (not available for seat width 33) Minimum footplate distance 25cm. | | | | 09730 200.00 |











| Frame colour (aluminium) | |
|--|--|
| <input checked="" type="checkbox"/> Opaque black | <input type="checkbox"/> Polished black (Available until April 2020) |
| <input type="checkbox"/> Bright silver | <input type="checkbox"/> Bright anthracite <input type="checkbox"/> Bright blue <input type="checkbox"/> Bright blue china |
| <input type="checkbox"/> Bright fuchsia | <input type="checkbox"/> Bright orange <input type="checkbox"/> Bright lime <input type="checkbox"/> Pearl white <input type="checkbox"/> Bright red |

| Backrest |
|--|
| <input checked="" type="checkbox"/> Adjustable velcro straps and padded transpiring upholstery |

| Handle tube |
|--|
| <input checked="" type="checkbox"/> Tubes with standard handle |
| <input type="checkbox"/> Folding handles 02958 200.00 |

| Date | Order | User name | Address |
|--|--|---|----------------|
| Colour set: Rear wheels and forks - To be matched only with: Rear wheels Ultra-light Progeo - Standard! | | | |
| <input checked="" type="radio"/> Black | 22" 24" 25" 26" | | |
| <input type="radio"/> Bright silver | 22" 24" | | 00833 110.00 |
| <input type="radio"/> Bright anthracite | 24" | | 00833 110.00 |
| <input type="radio"/> Bright orange | 22" 24" | | 00833 110.00 |
| <input type="radio"/> Bright fuchsia | 22" 24" | | 00833 110.00 |
| <input type="radio"/> Bright blue | 22" 24" | | 00833 110.00 |
| <input type="radio"/> Bright red | 22" 24" | | 00833 110.00 |
| <input type="radio"/> Bright lime | 22" 24" | | 00833 110.00 |
| <input type="radio"/> Pearl white | 22" 24" | | 00833 110.00 |
| Casters | | | |
| <input checked="" type="radio"/> 5" Soft | | | |
| <input type="checkbox"/> 4" Soft | | | |
| <input type="checkbox"/> 3" Sport | | | |
| <input type="checkbox"/> 6" Soft | Not available with frame angle 95° | | |
| <input type="checkbox"/> 6" Pneumatic | Not available with frame angle 95° | | |
| <input type="checkbox"/> 7" Soft | Not available with frame angle 95° | | |
| <input type="radio"/> 3" Active Soft (wide) | (Aluminium alloy rim) | | 06824 110.00 |
| <input type="radio"/> 4" Active Sport (narrow) | (Aluminium alloy rim) | | 01398 110.00 |
| <input type="radio"/> 4" Active Soft (wide) | (Aluminium alloy rim) | | 03943 110.00 |
| <input type="radio"/> 5" Active Soft (wide) | (Aluminium alloy rim) | | 07518 110.00 |
| <input type="radio"/> 5" Pneumatic | | | 10844 50.00 |
| Rear wheels | | | |
| <input checked="" type="radio"/> 24" Ultra-light Progeo - Standard! | | | |
| <input type="checkbox"/> 22" Ultra-light Progeo - Standard! | | | |
| <input type="checkbox"/> 25" Ultra-light Progeo - Standard! | (colour: black) | | |
| <input type="checkbox"/> 26" Progeo - Standard! | (colour: black) | | |
| <input type="radio"/> 24" ULTRA-LIGHT PROGEO KEY SPORT | Weight reduction approx. 450gr. | | 04383 750.00 |
| <input type="radio"/> 24" Ultra-light "Spinergy LX" | | | 01685 750.00 |
| <input type="radio"/> 24" Ultra-light "Spinergy LXL" | <input type="checkbox"/> Black hub and white spokes | <input type="checkbox"/> Hub and spokes black | 07846 750.00 |
| <input type="radio"/> 24" Ultra-light "Spinergy Flex rim" | Integrated aluminium/rubber handrim | | 02270 1,200.00 |
| <input type="radio"/> 25" Ultra-light "Spinergy LX" | | | 02101 750.00 |
| <input type="radio"/> 25" Ultra-light "Spinergy LXL" | <input type="checkbox"/> Black hub and white spokes | | 07847 750.00 |
| <input type="radio"/> 26" Ultra-light "Spinergy LX" | | | 02102 750.00 |
| <input type="radio"/> 24" Off-road (aluminium handrim black) | | | 01392 200.00 |
| <input type="radio"/> 22" with brake handles for companion (drum brake) (aluminium handrim) | | | 03385 320.00 |
| Available only with camber 0° Not available with Frame Dynamic 2.0 | | | |
| <input type="radio"/> 24" with brake handles for companion (drum brake) (aluminium handrim) | | | 03384 320.00 |
| Available only with camber 0° Not available with Frame Dynamic 2.0 | | | |
| <input type="radio"/> One arm drive - (24" rear wheels Aluminium handrim High pressure Tyre) - camber 0° | | | |
| | <input type="radio"/> Right <input type="radio"/> Left | | 02103 350.00 |
| Rear wheel tyre | | | |
| <input checked="" type="radio"/> High pressure tyre | (22"-24"-25"-26") | | |
| <input type="checkbox"/> High pressure profile tyre | (24") | | |
| <input type="radio"/> Marathon Plus | (24"-25") | with anti-puncture protection | 01669 55.00 |
| <input type="radio"/> Anti-puncture - Colour Black | (24") | | 11083 100.00 |
| <input type="radio"/> Anti-puncture - Colour Grey | (24") | | 11083 100.00 |
| <input type="radio"/> Anti-puncture - Colour Grey | (22") | | 04181 100.00 |
| Handrim | | | |
| <input checked="" type="radio"/> Aluminium | Wheel distance <input checked="" type="checkbox"/> 3 cm <input type="checkbox"/> 4 cm (22"-24"-25"-26") | | |
| <input type="radio"/> Aluminium black SOFT-TOUCH | (24"-25") | (24" handrim, on 25" wheel is installed with spacers) | 09170 100.00 |
| <input type="radio"/> Chromed Steel | (24"-25") | (24" handrim, on 25" wheel is installed with spacers) | 01684 150.00 |
| <input type="radio"/> Titanium | (24"-25") | (24" handrim, on 25" wheel is installed with spacers) | 00016 250.00 |
| <input type="radio"/> Ultra Grepp | (24"-25") | (24" handrim, on 25" wheel is installed with spacers) | 00017 280.00 |
| <input type="radio"/> Max Grepp | (24"-25") | (24" handrim, on 25" wheel is installed with spacers) | 00834 310.00 |
| <input type="radio"/> Ergo Para | (24") | | 00632 310.00 |
| <input type="radio"/> TOP FRICTION | (24"-25") | (24" handrim, on 25" wheel is installed with spacers) | 11023 260.00 |
| Oval countour with a rubber insert | | | |
| <input type="radio"/> NOVA H | (24"-25") | (24" handrim, on 25" wheel is installed with spacers) | 11025 240.00 |
| Ergonomic black profile | | | |
| <input type="radio"/> NOVA D | (24"-25") | (24" handrim, on 25" wheel is installed with spacers) | 11026 260.00 |
| Ergonomic profile with rubber coating (ideal for quadriplegics) | | | |
| <input type="radio"/> SURGE LT | (25") | Oval countour with a rubber insert | 06427 290.00 |
| <input type="radio"/> Quad | (24") | | 00693 180.00 |
| <input type="radio"/> Silicon cover for standard aluminium handrim | | Available for measures (22"- 24" - 26") | 04050 150.00 |

| Date | Order | User name | Address |
|--|-------|--|---------|
| Wheel locks | | | |
| <input checked="" type="checkbox"/> Bent lever push to lock | |  | |
| <input type="checkbox"/> Straight lever push to lock <input type="checkbox"/> Straight lever pull to lock | |  | |
| <input type="checkbox"/> Sport brake | |  | |
| | | 06428 | 100.00 |
| <input type="checkbox"/> Brake with extension lever push to lock <input type="checkbox"/> Brake with extension lever pull to lock | |  | |
| | | 01949 | 60.00 |
| | | 03372 | 60.00 |
| Footplate (Not available with Elevating front frame, swing away and removable) - See reference tables N°3 | | | |
| <input checked="" type="checkbox"/> Plastic footrest, rake adjustable Not available with Elevating front frame, swing away and removable Minimum footplate distance 27cm. | | <input checked="" type="checkbox"/> 2/3 Internal <input type="checkbox"/> 2/3 External | |
| | |  | |
| <input type="checkbox"/> One piece footplate - Flip-up! rake and depth adjustable Not available with Elevating front frame, swing away and removable Minimum footplate distance 26cm. | | <input type="checkbox"/> Internal <input checked="" type="checkbox"/> 2/3 Internal <input type="checkbox"/> External | |
| | |  | |
| <input type="checkbox"/> One piece aluminium footplate - Flip-up! rake and depth adjustable Not available with Elevating front frame, swing away and removable Minimum footplate distance 26cm. | | <input type="checkbox"/> Internal <input checked="" type="checkbox"/> 2/3 Internal <input type="checkbox"/> 2/3 External <input type="checkbox"/> External | |
| | |  | |
| <input type="checkbox"/> One piece Carbon fibre footplate rake adjustable, swing away, flip-up. Not available with Elevating front frame, swing away and removable Minimum footplate distance 26cm. | | <input checked="" type="checkbox"/> Internal <input type="checkbox"/> External | |
| | |  | |
| | | 03291 | 240.00 |
| Mudguard | | | |
| Mudguard - FIXED | | | |
| <input checked="" type="checkbox"/> ABS mudguard | | | |
| <input type="checkbox"/> ABS Straight sideguard | | | |
| <input type="checkbox"/> Carbon fibre mudguard <input type="checkbox"/> Carbon fibre Straight sideguard | |  | |
| | | 03946 | 260.00 |
| | | 08918 | 250.00 |
| Mudguard - REMOVABLE | | | |
| <input type="checkbox"/> Removable ABS mudguard | |  | |
| | | 08921 | 100.00 |
| <input type="checkbox"/> Removable ABS fibre straight sideguard | |  | |
| | | 08921 | 100.00 |
| <input type="checkbox"/> Removable carbon fibre mudguard | |  | |
| | | 08919 | 350.00 |
| <input type="checkbox"/> Removable Carbon fibre straight sideguard | |  | |
| | | 08920 | 350.00 |
| Armrests | | | |
| <input type="checkbox"/> Tubular armrests | | (Swing away, removable and height adjustable armrest) <input type="checkbox"/> Standard Support (Not with frame Dynamic) <input type="checkbox"/> Steel support with safety locking system | |
| | |  | |
| | | 04828 | 160.00 |
| | | 00694 | 220.00 |
| Removable armrest with ABS mudguard | | | |
| <input type="checkbox"/> Desk armrests PROGEO | | (Removable and height adjustable) Not available with Frame Dynamic 2.0 + camber 4° | |
| | |  | |
| | | 09956 | 200.00 |
| <input type="checkbox"/> Removable armrest with ABS straight sideguard | |  | |
| | | 08881 | 180.00 |
| <input type="checkbox"/> Removable armrest with carbon-fiber straight sideguard | |  | |
| | | 08882 | 360.00 |

| Date | Order | User name | Address |
|---|--|---|---|
| Accessories | | | |
| <input type="checkbox"/> Pad for front frame protectors | | | 07058 40.00 |
| <input type="checkbox"/> Backrest-seat connection cloth | | | 10241 15.00 |
| <input type="checkbox"/> Removable storage bag (with quick coupling) | | | 09811 110.00 |
| Optional 1 | | | |
| <input type="checkbox"/> Transit wheels | | |  00836 130.00 |
| <input type="checkbox"/> Anti-tipper with rapid hookup | (inside rotation to reduce the encumbrance) <input type="checkbox"/> Right <input type="checkbox"/> Left | |  00023 110.00 |
| | | |  00024 110.00 |
| <input type="checkbox"/> Tipping aid | <input type="checkbox"/> Right <input type="checkbox"/> Left | |  00025 70.00 |
| | | |  01046 70.00 |
| <input type="checkbox"/> Crutches support | <input type="checkbox"/> Right <input type="checkbox"/> Left | |  00838 70.00 |
| | | |  00837 70.00 |
| Optional 2 | | | |
| <input type="checkbox"/> Tetraclip | (Quick release axle for quadriplegic) | | 03947 150.00 |
| <input type="checkbox"/> Rear wheels plate extension | (Not with frame Dynamic 2.0) | | 01950 160.00 |
| <input type="checkbox"/> Handybike adaptor | (Not with frame Dynamic 2.0) | | 00506 70.00 |
| <input type="checkbox"/> Push handles for companion | (Removable and height adjustable) |  | 01048 170.00 |
| <input type="checkbox"/> Harness | | | 04103 120.00 |
| <input type="checkbox"/> Safety pelvic belt | | | 03972 60.00 |
| <input type="checkbox"/> Tray table (removable) | | | 00508 240.00 |
| <input type="checkbox"/> Lumbar support | (to insert in the backrest upholstery) | | 00013 40.00 |
| <input type="checkbox"/> Super Head rest | (Folding with the wheelchair) |  | 04049 360.00 |
| <input type="checkbox"/> Swing away lateral support Not available with Posture backrest PHYSIO | <input type="checkbox"/> Right <input type="checkbox"/> Left | |  02097 220.00 |
| | | | 02098 220.00 |
| <input type="checkbox"/> Spoke guards Black | (22"-24") | | 01043 140.00 |
| <input type="checkbox"/> Spoke guards Transparent | (22"-24") | | 00835 140.00 |
| <input type="checkbox"/> Spoke guards Progeo design | (22"-24") | | 00019 160.00 |
| <input type="checkbox"/> Spoke guards Dragon | (22"-24") | | 02106 160.00 |
| Additional Kit | | | |
| <input type="checkbox"/> 24" Off-road rear wheels | Off-Road tyre - aluminium handrim (black colour) | | 03378 450.00 |
| <input type="checkbox"/> 24" FAT rear wheels | FAT tyre 3" - aluminium handrim (black colour) | | 09357 750.00 |

| | | | |
|------------|-------------|-----------------|---------------|
| Date | Order | User name | Address |
|------------|-------------|-----------------|---------------|

PHYSIO - Posture backrest - Std. Backrest upholstery not provided

Removable with quick release
 Suitable for tubes with diameter 18÷26mm
 Depth adjustment (4cm)
 Angle adjustment (±18°)

- AIR** Carbon shell
 not available for seat width 48

| BACKREST HEIGHT | 28 | 34 | 40 | | | |
|---------------------------------|---|--------------------------|--------------------------|--------------------------|--------------------------|--------------------------|
| Shell's shape 7.5 cm | Lateral retaining wing A=high - R=regular | | | | | |
| | A | R | A | R | A | R |
| | | | | | | |
| | <input type="checkbox"/> | <input type="checkbox"/> | <input type="checkbox"/> | <input type="checkbox"/> | <input type="checkbox"/> | <input type="checkbox"/> |

840.00

- POSTURE** Aluminum shell

| BACKREST HEIGHT | 34 | 40 | 52 | | |
|---------------------------------|----------------------------------|--------------------------|--------------------------|--|--|
| Shell's shape 7.5 cm | Lateral retaining wing B=regular | | | | |
| | R | R | R | | |
| | | | | | |
| | <input type="checkbox"/> | <input type="checkbox"/> | <input type="checkbox"/> | | |

810.00

Configuration DEEP with side support PAD (height adjustable)

- Alluminum lateral with padded, breathable upholstery.



Small (h 13cm)



Right
10272

25.00

Left
10272

25.00

Large (h 20cm)



Right
10273

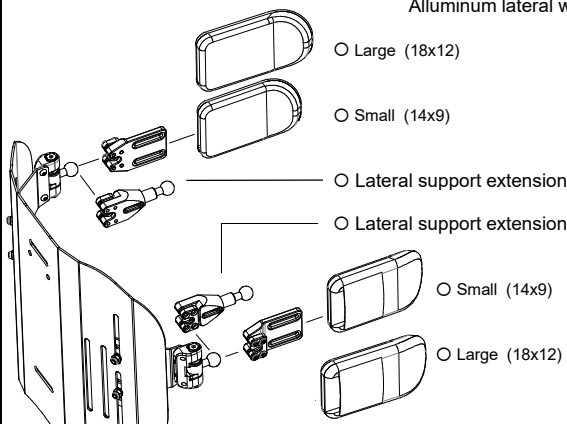
30.00

Left
10273

30.00

SWING AWAY - Lateral support

Fixing and adjustment hardware complete with protection sleeve
 Alluminum lateral with padded, breathable upholstery.



Large (18x12)

05647 150.00

Small (14x9)

05643 150.00

Lateral support extension

Quantity (number pcs).....
10271 55.00

Lateral support extension

Quantity (number pcs).....

Small (14x9)

05642 150.00

Large (18x12)

05646 150.00

- Headrest adjustable - Double ball mounting system
 Available only with backrest Physio
 Not available for backrest Physio AIR carbon shell

Large (34x14)
 Small (28x14)



05648 200.00

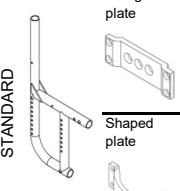
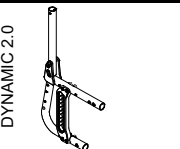
| | | | |
|------------|-------------|-----------------|---------------|
| Date | Order | User name | Address |
|------------|-------------|-----------------|---------------|

Note

| | | |
|--|--|---|
| Wheelchair : Progeo EXELLE VARIO - Rev. 2022.0 | Prices in EURO - VAT excluded to be added to the price list | Send this page only if any optional have been chosen <input type="checkbox"/> standard (supplied if no requests are indicated) <input type="checkbox"/> on request (without extra charge) <input type="checkbox"/> optional (cost to be added at the basic price) |
|--|--|---|

REFERENCE TABLES

| 1 | Front height | | |
|--|--------------|-----|--|
| With closed frame (95°) max 5" caster | | | |
| Casters | Front height | | |
| | min. | max | |
| 3" | 41 | 52 | |
| 4" | 42 | 53 | |
| 5" | 44 | 54 | |
| 6" | 48 | 55 | |
| 7" | 49 | 56 | |
| The size of the fork will be defined only by Progeo in accordance with wheelchair final configuration. | | | |

| 2 | Rear height | | | |
|---|-------------|---------|---------|---------|
| Rear frame | Rear wheels | | | |
| | 22" | 24" | 25" | 26" |
| STANDARD  | min. 37 | min. 39 | min. 40 | min. 41 |
| | max 45 | max 47 | max 48 | max 49 |
| DYNAMIC 2.0  | min. 36 | min. 38 | min. 39 | min. 40 |
| | max 49 | max 51 | max 52 | max 53 |

| 3 | Footplate option | Frame Angle 110° | Footplate distance Frame Angle 120° | Frame Angle 95° |
|--|---|------------------|--|-----------------|
| | Plastic footrest | min. 27 | min. 27 | min. 27 |
| | One piece footplate - Flip-up! | min. 24 | min. 26 | min. 24 |
| | One piece footplate - Flip-up! , with multifunction rotative system | min. 19 | min. 21 | min. 19 |
| | One piece aluminium footplate - Flip-up! | min. 24 | min. 26 | min. 24 |
| | One piece Carbon fibre footplate | min. 24 | min. 26 | min. 24 |
| Calculated with the best configuration and with the footplates positioned on inside. | | | | |
| IMPORTANT NOTICE! From the footplate to the floor minimum 4cm.!! (Minimum Front height = DP + 4cm.) | | | | |

| 4 | Rear wheels | |
|---|-------------------------------------|--|
| | Model | Features |
| | 22" Ultra-light Progeo - Standard! | (not available in anthracite color) |
| | 24" Ultra-light Progeo - Standard! | (available for all colors) |
| | 24" ULTRA-LIGHT PROGEO KEY SPORT | (silver hub, black rim and 16 spokes) |
| | 24" Ultra-light "Spinergy LX" | (silver hub, black rim and spokes) |
| | 24" Ultra-light "Spinergy LXL" | (black hub and rim, 18 white spokes) - (black hub, rim and 18 spokes) |
| | 24" Ultra-light "Spinergy Flex rim" | (silver hub, black rim and spokes) - (integrated aluminium/rubber handrim - encumbrance reduction up to 3cm. - all tyre) |
| | 24" Off-road | (colour: black) - (aluminium handrim - tyre Off-road) |
| | 25" Ultra-light "Spinergy LX" | (silver hub, black rim and spokes) |
| | 25" Ultra-light "Spinergy LXL" | (black hub and rim, 18 white spokes) |
| | 26" Progeo - Standard! | (colour: black) |
| | 26" Ultra-light "Spinergy LX" | (silver hub, black rim and 18 spokes) |