

The SEGUFIX[®]-System

- Humane and reliable restraint with many positioning options -

SEGUFIX[®] - The Safe Way



Catalogue 2022



The History of SEGUFIX®

An ancient problem

Since ancient times the necessity of immobilizing a patient for his recovery was common. However, restraining limbs often delayed recovery, for example due to anxiety or bedsores. Up to the 1960s restraint methods remained the same. Then the equally simple and brilliant idea of a worried and caring father should open a new chapter in the history of restraints.

A toddler's misery

Said father had a two-year-old son, who suffered from severe pneumonia. When the boy resisted the necessary bed rest, the doctors had no other choice but to tie him down by his hands and feet. Confused and terrified the little boy refused to eat. When faced with this new problem, the doctors ordered force-feeding. The desperate parents couldn't bear that thought and took their child home at their own risk.

Love is inventive

In the comfort of his own home the little boy quickly regained his previous spirits and appetite, but he still would not stay in bed. This inspired the worried father to create a harness for keeping his recovering child in bed, foremost leaving hands and feet unrestrained. The child accepted the harness, stayed in bed and soon recovered.

A solution for many

Years later, the father learned about the shortcomings of medical restraints. Many patients had to suffer, just because they were not staying in bed or would simply fall out of bed – a problem he had already solved for his son years before.

Renowned physicians recognized the benefits for patients and nursing staff. Prof. Dr. Dr. h.c. Bürger-Prinz introduced the new restraint at the University Hospital Hamburg-Eppendorf (UKE). Among experts the SEGUFIX®-System was met with great approval, and shortly after the SEGUFIX®-System was established internationally as the humane method of patient restraint.

Maximum freedom with minimum restraint

Restraint requirements are complex, and at times it may be necessary to restrain limbs. To meet the individual requirements our product range was expanded in close cooperation with medical professionals. Whenever new products are being developed the guiding principle "Maximum freedom with minimum restraint" is being applied.

The humane restraint

Accordingly, the SEGUFIX®-System offers humane and sophisticated positioning and restraint solutions for patients and care personnel. These solutions allow precise restraining and thus prevent inhumane restraint of the past.

For this reason medical experts unanimously described the SEGUFIX®-System as "the humane system" at its very introduction. In all areas of patient care and even in difficult care situations, the humane approach results in great relief for everyone involved.

Reliability in daily care

As inventor and manufacturer of the SEGUFIX®-System we are happy to offer products that allow you to provide safe and reliable care.

As a family business with more than 50 years of experience, the next generation will also support you as a reliable partner with continuity, quality and professional service.

The Sánchez-Wysozki Family

Product groups

SEGUFIX®-Locks and Keys – Product group 1000



SEGUFIX®-Bed Restraint System – Product group 2000



SEGUFIX®-Auxiliary Belts – Product group 3000



SEGUFIX®-Quick Restraint – Product group 4000



SEGUFIX®-Mobile Restraint – Product group 5000



SEGUFIX®-Transport System – Product group 6000



SEGUFIX®-Chair Belt System – Product group 7000



SEGUFIX®-Accessories and Sheepskin – Product group 8000



Table of Contents

General Information

SEGUFIX®	Page
The History of SEGUFIX®	2
Overview SEGUFIX®-Product groups 1000 - 8000	3
Table of Contents	4 - 5
Traffic Light Labeling	6 - 7
Safety Information	8 - 9
Quality Standards	10
Care Instructions	11
Product versions / Abbreviations for various versions	15
Imprint	48

SEGUFIX®-Locks and Keys

Product group 1000

Item number	Product name	Page
1206, 1216	• SEGUFIX®-Magnetic Lock black / segufix.com	12
1208, 1218	• SEGUFIX®-Magnetic Key red	12
1209, 1219	• SEGUFIX®-Magnetic Key red with key ring	12
1306, 1316	• SEGUFIX®-Patent Twist Lock green	13
1308, 1318	• SEGUFIX®-Patent Twist Key yellow	13
1406, 1416	• Push Lock	14
1408, 1418	• Push Lock Key	14

SEGUFIX®-Bed Restraint System

Product group 2000

			Velcro®/ others	Product name	Page
2203	2303	2403	–	• SEGUFIX®-Shoulder Restraint	20
2204	2304	2404	–	• SEGUFIX®-Hand Restraint	21
2205	2305	2405	2705	• SEGUFIX®-Foot Restraint	22 - 23
2211	2311	2411	2711	• SEGUFIX®-Thigh Restraint	22 - 23
2212	2312	2412	–	• SEGUFIX®-Shoulder Additional Belt	20
2217	2317	2417	–	• SEGUFIX®-Head Positioning Belt	24
2221	2321	2421	2721	• SEGUFIX®-Standard with Crotch Strap	16
2222	2322	2422	–	• SEGUFIX®-Complete with Crotch Strap	17
2224	2324	2424	2724	• SEGUFIX®-Hand Restraint extended	21, 23, 31
2231	2331	2431	2731	• SEGUFIX®-Standard with Thigh Straps	18
2232	2332	2432	–	• SEGUFIX®-Complete with Thigh Straps	19
2250/r	2350/r	2450/r	–	• SEGUFIX®-Compact	25




SEGUFIX®-Auxiliary Belts










Product group 3000

			Velcro®/ others	Product name	Page
–	–	–	3110/r	• SEGUFIX®-Brace Strap for legs	27
3240 - 3244	3340 - 3344	3440 - 3444	–	• SEGUFIX®-Extension Belts	26
–	–	–	3745	• SEGUFIX®-Extension Belt with Snap Lock	26

SEGUFIX®-Quick Restraint

Product group 4000

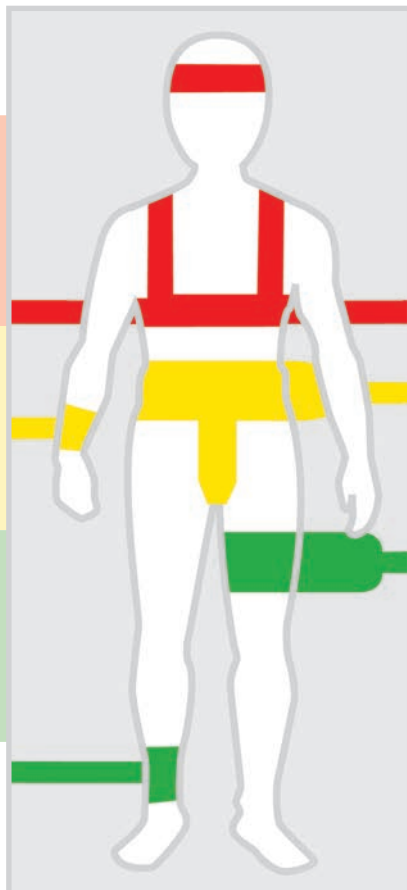

			Velcro®/ others	Product name	Page
4213/r	4313/r	4413/r	–	• SEGUFIX®-Quick Restraint Shoulder	28
4214/r	4314/r	4414/r	–	• SEGUFIX®-Quick Restraint Hand	28
4215/r	4315/r	4415/r	–	• SEGUFIX®-Quick Restraint Foot	29

SEGUFIX®-Mobile Restraint				Product group 5000	
			Velcro®/ others	Product name	Page
5204/r	5304/r	5404/r	–	• SEGUFIX®-Hand Waist Restraint	32
5218	5318	5418	5718	• SEGUFIX®-Restraining Aid	33
5243	5343	5443	–	• SEGUFIX®-Stretcher Restraint Shoulder	30
5245	5345	5445	–	• SEGUFIX®-Stretcher Restraint Foot	30
–	–	–	5745	• SEGUFIX®-Stretcher Positioning Foot Velcro®	31
SEGUFIX®-Transport System				Product group 6000	
			Velcro®/ others	Product name	Page
6216	6316	6416	6710	• SEGUFIX®-Transport Waist Belt	34
–	–	–	6720	• SEGUFIX®-Suspender Belt	35
–	–	–	6730	• SEGUFIX®-Backrest Strap	35
6240	6340	6440	–	• SEGUFIX®-Support Belt	36
6244	6344	6444	–	• SEGUFIX®-Support Belt with Crotch Pad	36
6256	6356	6456	6750	• SEGUFIX®-Multi Belt	37
6266	6366	6466	6760	• SEGUFIX®-Pelvic Belt	38 - 39
6276	6376	6476	–	• SEGUFIX®-Pelvic Belt with Crotch Strap	39
SEGUFIX®-Chair Belt System				Product group 7000	
			Velcro®/ others	Product name	Page
7240	7340	7440	7740	• SEGUFIX®-Chair Belt	40 - 41
7246	7346	7446	–	• SEGUFIX®-Chair Belt	40
7250	7350	7450	–	• SEGUFIX®-Chair Belt with Crotch Strap	42
7256	7356	7456	–	• SEGUFIX®-Chair Belt with Crotch Strap	42
7260	7360	7460	–	• SEGUFIX®-Chair Belt with Thigh Straps	43
7266	7366	7466	–	• SEGUFIX®-Chair Belt with Thigh Straps	43
–	–	–	7770	• SEGUFIX®-Transport Hand Strap Velcro®	44
7280	7380	7480	7780	• SEGUFIX®-Transport Foot Restraint	44
SEGUFIX®-Accessories / Sheepskin				Product group 8000	
Item number			Product name		Page
8010			• SEGUFIX®-Sheepskin Bed Cover		45
8011			• SEGUFIX®-Sheepskin Wheelchair Cover		45
8012			• SEGUFIX®-Sheepskin Padding for Standard with Crotch Strap / Thigh Straps		45
8013			• SEGUFIX®-Protective Cover		38
8014			• SEGUFIX®-Transport Bag		46
8015			• SEGUFIX®-Response Bag		46
8016			• SEGUFIX®-Pull-up Line		46
8017			• Anti-Slide-Mat		47
8022			• SEGUFIX®-Laundry Net		27, 47

Colour labeling for easy product identification

The colour coded SEGUFIX®-Labels offer the following advantages:

- Distinct colours allow for easy identification of SEGUFIX®-products
- Classification of body areas according to traffic light colours red / yellow / green (see Illustration)
- Unique identification of products by item number and product name (multilingual)
- Easy identification of size (S/ M/ L/ XL) through noticable positioning on the label
- Labeling according to DIN EN ISO 3758:2013-12



RED
Shoulder and Head



YELLOW
Waist and Hand



GREEN
Thigh and Foot



BLUE
Auxiliary Belts



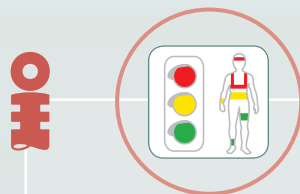
WHITE
Transport Products



SEGUFIX®-Products according to Traffic Light Labeling

RED Shoulder and Head	YELLOW Waist and Hand	GREEN Thigh and Foot
Shoulder Restraint	Standard with Crotch Strap	Thigh Restraint
Shoulder Additional Belt	Standard with Thigh Straps	Foot Restraint
Head Positioning Belt	Hand Restraint	Connecting Belt
Quick Restraint Shoulder	Quick Restraint Hand	Quick Restraint Foot
Stretcher Restraint Shoulder	Compact	Stretcher Restraint Foot
	Hand Restraint Belt	Brace Strap for legs
	Restraining Aid	

WHITE Transport Products	BLUE Auxiliary Belts
Chair Belt	Extension Belts
Support Belt	
Pelvic Belt	
Multi Belt	
Transport Waist Belt	
Backrest Strap	
Suspender Belt	



The SEGUFIX®-Traffic Light Labeling will accompany you throughout this catalogue for all applicable products.

Coloured labels according to the traffic light system red / yellow / green.

Product labels are assigned to three body areas according to traffic light system.



The following instructions for use are only applicable to original SEGUFIX® products. Do not use the SEGUFIX®-Restraint and Positioning System until you have read and understood the instructions for use.

Only use up-to-date instructions and keep them in a safe and readily available location. Product and instruction must match. Failure to use this product properly can cause serious injury or death. Your patient's safety depends on your using the SEGUFIX® system correctly.

SEGUFIX® - Patient restraint according to indications

1. Requirements for use

It is the user's responsibility to comply with all national laws. Always consider restraining protocols of your work place and current legislation. The instructions for use must be adhered to.

SEGUFIX® products may only be used by individuals with proper training and knowledge of the product. Legal provisions and doctor's orders must be strictly observed! The attending physician must ensure, that the patient's medical condition allows the application of the SEGUFIX® system.

2. Intended use

SEGUFIX® products may only be used for the medical purposes, which they were designed for.

3. Remove dangerous objects

Remove all objects from the reach of the patient, which could lead to injury or may damage the belts (e.g. glasses, jewelry and sharp objects).

4. Inspect products before use



Inspect before each use for broken stitches, torn, worn out or frayed parts and damaged eyelets. Damaged products could malfunction and cause injury. Do not use damaged or worn out products.

5. When opening, locks may not be under tension

When opening locks, ensure movement between the upper and lower points of contact (item 1206). Therefore each lock can hold up to a maximum of 4 belt layers (exception: products with "r" or "f" in the item number have thicker belts. These allow for a maximum of 3 belt layers!).

When using the Patent Twist Lock (item 1306) use no more than 4 belt layers. When using the Push Lock (item 1406) use no more than 3 belt layers.

6. Always attach Side Positioning Straps

The SEGUFIX®-Standard must always be used with the Side Positioning Straps attached. Side Positioning Straps prevent the patient from helicoptering in bed or from getting over the edge of the bed causing compression of the chest, possibly resulting in death.

In some cases it is possible that patients get over the edge of the bed even with the Side Positioning Straps attached and the side rails in the up position.

In these cases additional restraint measures must be taken.

Important: Insert the Side Positioning Straps through the respective loops (according to instructions) before securing them to the bed belt.

7. Beds, chairs and stretchers

- Only use SEGUFIX® products on beds, stable chairs and stretchers that allow the product to be attached to, in accordance with the instructions.
- Products must be attached in such manner, that they cannot get out of place.
- Note that straps and moving mechanics of beds, stretchers or chairs (or alternating pressure pads and the like), may interfere with each other causing damage, loss of function and injury.
- The attachment points must be free of sharp edges.
- SEGUFIX® products do not prevent beds, chairs or stretchers from tipping over or from unintended movement.

Helpful hints:

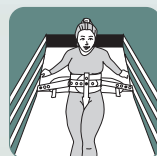
European standards for beds:

DIN EN 60601-2-52

European standards for wheelchairs:

DIN EN 12182 and DIN EN 12183

8. All side rails must be in the up position



To prevent accidents always lock side rails in the up position (exception: 5-point-restraint).

Caution: Do not use with parted side rails except with a gap protector that effectively prevents the patient from slipping through the gap. An open gap could allow the patient to slip through even with the restraint fastened possibly causing compression of the chest.

9. Monitor patients in restraints



Patients in restraints require frequent monitoring. Aggressive, agitated or restless patients and patients in danger of aspiration require constant monitoring.

10. Test closure-systems prior to each use



Check SEGUFIX®-Magnetic Locks black/segufix.com, SEGUFIX®-Patent Twist Locks green, Push Locks, Snap Locks, Velcro® fasteners and Buckle Locks for a secure

hold. Do not submerge locks in any type of liquid. This may cause malfunction. If damaged locks fail to open, straps can be cut with scissors or belt cutters. Check the head of the pin for signs of wear and tear (rounding off or deformation).

11. Pacemaker Warning



A distance of 10 cm (4 inches) must be maintained between a patient's pacemaker and magnetic locks and keys to prevent the pacemaker from possible malfunction (alternatively use Push Locks).

For possible interference of strong magnets with other patient implants please refer to manufacturer's instructions of these products.

12. Test products for correct attachment

Frequently check products for correct attachment. The straps must be secured to the frame of the bed (or the folding part of the frame of the bed) in such a way, that they cannot slide out of place.

13. Only use original SEGUFIX® products

For safety reasons SEGUFIX® products must not be altered or be combined with third party products.

14. Use of SEGUFIX® products in vehicles



The SEGUFIX®-Transport Belt System does not replace the vehicle's legally required seat belt system. SEGUFIX®-Transport Belts may only be used as additional support or for restraint of a patient.

Make sure that the patient can be rescued quickly in case of emergency (e.g. clearly visible and handy belt cutters).

15. Secure but not too tight

The restraints must be fastened tightly, but not interfere with breathing or blood circulation. Loosely fastened products may jeopardize the patient's safety. Frequently check products for correct position.

16. Storage

To prolong product life, store belts and locking systems in dry and dark conditions at about 20 °C.

17. Flammability of SEGUFIX®-Bed Restraints



According to DIN EN 71-2 section 4.3 non-flammable.

According to DIN 75200 the burning rate is zero.

However, products may not come in contact with cigarettes or be exposed to open flame, as this could permanently damage the products, and this could lead to injury.

18. Correct sizing

Always choose the right size is of essential importance. Make sure that the size matches body and waist sizes (refer to sizing tables). Products that are too small or too large compromise the patient's comfort and safety.

19. Disposal

Carton and plastic wrapping can be disposed of in recyclable disposal, defective products in household garbage.

20. Declaration of conformity

For the declaration of conformity please visit: https://www.segufix.com/conformity_en.php

21. Expert recommendation to prevent accidents

(Prof. Dr.-Ing. U. Boenick, TU-Berlin)

1. Always use Side Positioning Straps
2. Lock non-parted side rails in the up position (exception: five-point-restraint)
3. The use of additional restraint elements may be necessary to eliminate bed egress.

22. Ensure prior to each use

- Test locks for a secure hold
- Visual inspection of belts, straps and eyelets
- Ensure sufficient medical indication
- Check legal requirements

- **SEGUFIX® Quality has been proven and tested**

For over 50 years, the trademark SEGUFIX® stands for the consistent high quality of its products, manufactured with selected and high-grade raw materials, solid workmanship and sophisticated functionality. Continuous quality control ensures high security standards.

- **Made in Germany**

Since the foundation of SEGUFIX®, the family-run company has manufactured the SEGUFIX® system in Germany.

- **Medical devices directive**

The SEGUFIX® system complies with the requirements of the medical devices directive.

- **Instructions for use – safety instructions – product labeling**

The detailed and illustrated instructions for use of the products with safety information and warnings explain the proper application of the SEGUFIX® systems. All SEGUFIX® products come with laundry instructions and CE-labeling. The coloured labels based on the traffic light system provide quick and easy guidance for the use of the products.

- **SEGUFIX® belts are flame retardant**

SEGUFIX® belts are flame retardant. They comply with the strict norms of the automobile industry in accordance with DIN 75200 (behaviour of material used in the interior construction of motor vehicle), as well as DIN EN 71-2 section 4.3 (safety and flammability of toys).

- **Product innovation**

SEGUFIX® maintains a new product development division. In close cooperation with hospitals, rehabilitation centers and other medical institutions through the years solutions for existing problems have been developed. Thus leading to new and very useful products that have become integral parts of today's patient care.

- **Professional customer support**

Our trained product specialists are looking forward to advising you on all product related questions.

- **Medical Exhibitions – Training**

We offer information about new products and product training during the annual medical exhibition MEDICA in Düsseldorf, Germany.

- **Stable Pricing**

Due to our innovative and efficient production processes, our prices have remained stable for 20 years, passing along the production savings to our customers.

- **Quick and dependable delivery**

SEGUFIX® products are shipped expeditiously worldwide.

- **SEGUFIX® online**

Product information is accessible 24/7 online at www.segufix.com

Care Instructions

- **SEGUFIX®-Restraints (white)**

are made of a cotton/rayon mix and are washable in hot wash cycles up to 95 °C.
Lower temperature and laundry nets will prolong product life. Avoid methods that might bend metal parts of the system (e.g. laundry line, dry pressing, rotary irons), eyelets may be damaged.
Not pre-washed, up to 8 % shrinkage.
Store in a dry place.

Detergents: non-aggressive, no fabric softener, no bleach.

Dryer: delicate cycle at low temperature and preferably in the laundry net.

Disinfection: may be disinfected using chemothermal disinfection washing procedure.

Overdosing can damage the product.

- **SEGUFIX®-Transport Belts (coloured/black)**

are made of polyester and are washable in warm wash cycles up to 30 °C.
Avoid methods that might bend metal parts of the system (e.g. laundry line, dry pressing, rotary irons), eyelets may be damaged.
Store in a dry place.

Detergents: non-aggressive, no fabric softener, no bleach.

Dryer: delicate cycle at low temperature and preferably in the laundry net.

- **SEGUFIX®-Locks and metal pins:**

remove all locks and metal pins before washing or drying. Laundering will damage locks and possibly cause them to fail. Locks may be cleaned and disinfected with a damp cloth. Never submerge locks in any type of liquid.

- **Velcro® fastener:**

fasten before washing and drying to prevent lint buildup.
Occasionally use a stiff brush to remove lint from Velcro® fastener. Even with normal use, Velcro® material has the tendency to collect lint. This can reduce the grip strength.
Before each use, test grip strength of the Velcro® fastener.

- **Durability:**

depends on the intensity of use and is prolonged by gentle laundry procedures (detergent/laundry net).

- **SEGUFIX®-Sheepskin products:**

Washing machine: washable at warm wash cycles up to 30 - 40 °C, no spin-cycle.

Use only wool or delicate detergents.

Hand washing: wash quickly in lukewarm water (30 - 40 °C), rinse thoroughly with lukewarm water and gently wring-out water.

Use only wool or delicate detergents

How to dry the sheepskin: hang dry or tumble dry on delicate cycle at low temperature.

Important: avoid direct sunlight!

Before the sheepskin is completely dry, pull to reshape it. If needed, brush with a sturdy brush.

Note: do not leave sheepskin submerged for an extended period of time (do not soak).



Laundry Net:

The SEGUFIX®-Laundry Net protects the strap material during the wash cycle.

For more information see pages 27 and 47.



Custom-made products:

As developer and inventor of the SEGUFIX® systems we gladly design and manufacture products according to your specifications.



SEGUFIX®-Magnetic Lock black / segufix.com

Item 1206

closing of SEGUFIX® systems



Item 1216

Pack of 10:
SEGUFIX®-Magnetic Lock
black / segufix.com



SEGUFIX®-Magnetic Key red

Item 1208

quick release of the SEGUFIX®-Magnetic
Lock black / segufix.com



Item 1218

Pack of 10:
SEGUFIX®-Magnetic Key
red



SEGUFIX®-Magnetic Key red with key ring

Item 1209

quick release of the SEGUFIX®-Magnetic
Lock black / segufix.com



Item 1219

Pack of 10:
SEGUFIX®-Magnetic Key
red with key ring



SEGUFIX®-Magnetic Button black / segufix.com

Item 1204

without SEGUFIX-Metal Pin



Item 1214


Pack of 10:
SEGUFIX®-Magnetic Button
black / segufix.com



SEGUFIX®-Metal Pin

Item 1205

component part of the SEGUFIX®-Magnetic
Lock black / segufix.com



Item 1215

Pack of 10:
SEGUFIX®-Metal Pin

New
in a practical pack
of 10 units



SEGUFIX®-Patent Twist Lock green

Item 1306

closing of SEGUFIX® systems
(for products manufactured after April 2003)



Item 1316

Pack of 10:
SEGUFIX®-Patent Twist Lock
green



SEGUFIX®-Patent Twist Key yellow

Item 1308

quick release of the SEGUFIX®-Patent Twist Lock
green



Item 1318

Pack of 10:
SEGUFIX®-Patent Twist Key
yellow



SEGUFIX®-Patent Twist Button green

Item 1304

without SEGUFIX-Square Pin



Item 1314

Pack of 10:
SEGUFIX®-Patent Twist Button
green



SEGUFIX®-Square Pin

Item 1305

component part of the SEGUFIX®-Patent Twist
Lock green



Item 1315

Pack of 10:
SEGUFIX®-Square Pin

SEGUFIX®-Magnetic locking system black



- Magnetic safety locking system (special mechanism)
- For secure and quick locking of the SEGUFIX®-Systems
- High tensile strength

SEGUFIX®-Patent Twist locking system green



- Magnetic safety locking system (special mechanism)
- For secure and quick locking of the SEGUFIX®-Systems
- Increased tensile strength and locking safety
- Coded magnetic key

Push locking system



- A safety lock for all applications that do not allow the use of magnets
- For secure and quick locking of the SEGUFIX®-Systems
- High tensile strength



Push Lock

Item 1406

- closing of SEGUFIX® systems
- without magnetic mechanism
- may be used in close proximity to a pacemaker



Item 1416


Pack of 10:
Push Lock



Push Lock Key

Item 1408

release of the Push Lock



Item 1418

Pack of 10:
Push Lock Key



Push Button

Item 1404

(Push Pin not included)



Item 1414

Pack of 10:
Push Button



Push Pin

Item 1405

component part of the Push Lock



Item 1415

Pack of 10:
Push Pin

Abbreviations for various versions

Basic version → attachment strap: medium length

- Span width* of the attachment straps to the bed:
With locking system (and eyelets):
approx. 1200 - 1450 mm / 47.2 - 57.1 inches
Velcro® products (without eyelets):
approx 950 - 1540 mm / 37.4 - 60.6 inches

Example: item number 2221 - M (size M)



Version b → attachment strap: short

- Span width* of the attachment straps to the bed:
With locking system (and eyelets):
approx. 1000 - 1200 mm / 39.4 - 47.2 inches
Velcro® products (without eyelets):
approx 920 - 1330 mm / 36.2 - 52.4 inches
- Attachment straps are shorter than the basic version
on each side by approx. 130 mm (5.1 inches)

Example: item number 2221/b - M (size M)



*Span width:
distance between the attach-
ment points on the bed.

Version e → attachment strap: long

- Span width* of the attachment straps to the bed:
With locking system (and eyelets):
approx. 1450 - 1700 mm / 57.0 - 66.9 inches
Velcro® products (without eyelets):
approx 950 - 1800 mm / 37.4 - 70.9 inches
- Attachment straps are longer than the basic version,
extended on each side by approx. 200 mm (7.9 inches)



Example: item number 2221/e - M (size M)



Version f → fleece

- Skin-friendly padding for sensitive skin
- 100 % pure cotton

Example: item number 2221/f - M (size M)



Version r – reinforced

- Eyelet straps reinforced for higher demands

Example: item number 2221/r - M (size M)



Note:

products **with Velcro® fastener** are not a restraint (some jurisdictions consider Velcro® products as a restraint, should the patient not be able to remove them without help)



SEGUFIX®-Standard with Crotch Strap

Item 2221 / Item 2321 / Item 2421

Intended use:

- patient restraint and positioning system in bed
- physically restraining patients

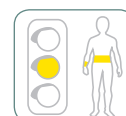
Consisting of:

- 1 SEGUFIX®-Standard with Crotch Strap and integrated side positioning straps
- 3 SEGUFIX®-Locks
- 1 SEGUFIX®-Key

Sizes: S / M / L / XL / XXL* (from size XL on only in version "r")

Versions: basic version / b / e / f / r

Component part: item 2121
(locks and keys not included)



SEGUFIX®-Standard with Crotch Strap – Select one of three locking systems:

Item 2221

Standard with Crotch Strap and Magnetic locking system black



Item 2321

Standard with Crotch Strap and Patent Twist locking system green



Item 2421

Standard with Crotch Strap and Push locking system



Versions – Item number / Identification			
Item no. Version	Product features	Span width* (with eyelets)	Span width* Velcro® products (without eyelets)
...	Attachment strap: medium	1200 - 1450 mm 47.2 - 57.1 inches	950 - 1540 mm 37.4 - 60.6 inches
... /b	Attachment strap: short	1000 - 1200 mm 39.4 - 47.2 inches	920 - 1330 mm 36.2 - 52.4 inches
... /e	Attachment strap: long	1450 - 1700 mm 57.1 - 66.9 inches	950 - 1800 mm 37.4 - 70.9 inches
... /f	Fleece, skin-friendly padding, 100 % pure cotton		–
... /r	Eyelet strap reinforced for higher demands		–

*Span width: distance between the attachment points on the bed

Size guide			
Size	Waist girth	Waist belt ①	Bed belt ②
S	520 - 820 mm 20.5 - 32.3 inches	140 mm 5.5 inches	180 mm 7.1 inches
M	800 - 1200 mm 31.5 - 47.2 inches	180 mm 7.1 inches	180 mm 7.1 inches
L	1160 - 1560 mm 45.7 - 61.4 inches	180 mm 7.1 inches	180 mm 7.1 inches
XL	1360 - 1800 mm 53.5 - 70.9 inches	180 mm 7.1 inches	180 mm 7.1 inches
XXL*	1560 - 1980 mm 61.4 - 78.0 inches	180 mm 7.1 inches	180 mm 7.1 inches

*size XXL on request

Tables: approximate measurements – about 8 % shrinkage possible (products are not pre-washed)



SEGUFIX®-Standard with Crotch Strap Velcro®

Item 2721

Intended use:

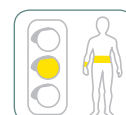
- positioning aid in bed, provides support for patients who feel insecure
- not a restraint (note: some jurisdictions consider Velcro® products as a restraint, should the patient not be able to remove them without help)

Consisting of:

- 1 SEGUFIX®-Standard with Crotch Strap Velcro® and integrated side positioning straps (with buckle lock)

Sizes: S / M / L

Versions: basic version / b / e





SEGUFIX®-Complete with Crotch Strap

Item 2222 / Item 2322 / Item 2422

Intended use:

- 5-point-restraint
- physically restraining patients

Consisting of:

- 1 SEGUFIX®-Standard with Crotch Strap (page 16)
- 1 SEGUFIX®-Shoulder Restraint (page 20)
- 2 SEGUFIX®-Hand Straps (page 21)
- 2 SEGUFIX®-Foot Straps (page 22)
- 1 SEGUFIX®-Connecting Belt (page 22)
- 11 SEGUFIX®-Locks
- 1 SEGUFIX®-Key

Sizes: S / M / L / XL
(from size XL on only available in version "r")

Versions: basic version / b / e / r



SEGUFIX®-Complete with Crotch Strap – Select one of three locking systems:

Item 2222

Complete with Crotch Strap
and Magnetic locking system black



Item 2322

Complete with Crotch Strap
and Patent Twist locking system green



Item 2422

Complete with Crotch Strap
and Push locking system



Size guide			
Size	Waist girth	Wrist girth	Ankle girth
S	520 - 820 mm 20.5 - 32.3 inches	120 - 190 mm 4.7 - 7.5 inches	170 - 250 mm 6.7 - 9.8 inches
M	800 - 1200 mm 31.5 - 47.2 inches	160 - 240 mm 6.3 - 9.5 inches	220 - 300 mm 8.7 - 11.8 inches
L	1160 - 1560 mm 45.7 - 61.4 inches	220 - 290 mm 8.7 - 11.4 inches	270 - 330 mm 10.6 - 13.0 inches
XL	1360 - 1800 mm 53.5 - 70.9 inches	260 - 340 mm 10.2 - 13.4 inches	300 - 380 mm 11.8 - 15.0 inches

Tables: approximate measurements – about 8 % shrinkage
possible (products are not pre-washed)

Versions – Item number / Identification			
Item no. Version	Product features	Span width*	
		mm	inches
...	Attachment strap: medium	1200 - 1450	47.2 - 57.1
... /b	Attachment strap: short	1000 - 1200	39.4 - 47.2
... /e	Attachment strap: long	1450 - 1700	57.1 - 66.9
... /r	Eyelet strap reinforced for higher demands		

*Span width: distance between the attachment points on the bed



Example of use with SEGUFIX®-Magnetic locking system black



SEGUFIX®-Standard with
Crotch Strap (item 2221) and
SEGUFIX®-Shoulder Restraint
(item 2203)



SEGUFIX®-Complete with Crotch
Strap (item 2222), SEGUFIX®-
Thigh Restraint (item 2211),
SEGUFIX®-Shoulder Additional Belt
(item 2212)



SEGUFIX®-Standard with
Crotch Strap (item 2221) and
SEGUFIX®-Sheepskin Padding
(item 8012)



SEGUFIX®-Standard with Thigh Straps

Item 2231 / Item 2331 / Item 2431

Intended use:

- patient restraint and positioning system in bed
- physically restraining patients

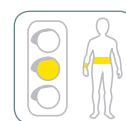
Consisting of:

- 1 SEGUFIX®-Standard with Thigh Straps and integrated side positioning straps
- 5 SEGUFIX®-Locks
- 1 SEGUFIX®-Key

Sizes: S / M / L / XL (from size XL on only in version "r")

Versions: basic version / b / e / f / r

Component part: item 2131
(locks and keys not included)



SEGUFIX®-Standard with Thigh Straps – Select one of three locking systems:

Item 2231

Standard with Thigh Straps and Magnetic locking system black



Item 2331

Standard with Thigh Straps and Patent Twist locking system green



Item 2431

Standard with Thigh Straps and Push locking system



Versions – Item number / Identification			
Item no. Version	Product features	Span width* (with eyelets)	Span width* Velcro® products (without eyelets)
...	Attachment strap: medium	1200 - 1450 mm 47.2 - 57.1 inches	950 - 1540 mm 37.4 - 60.6 inches
... /b	Attachment strap: short	1000 - 1200 mm 39.4 - 47.2 inches	920 - 1330 mm 36.2 - 52.4 inches
... /e	Attachment strap: long	1450 - 1700 mm 57.1 - 66.9 inches	950 - 1800 mm 37.4 - 70.9 inches
... /f	Fleece, skin-friendly padding, 100 % pure cotton		–
... /r	Eyelet strap reinforced for higher demands		–

*Span width: distance between the attachment points on the bed

Tables: approximate measurements – about 8 % shrinkage possible (products are not pre-washed)

Size guide			
Size	Waist girth	Waist belt ①	Bed belt ②
S	520 - 820 mm 20.5 - 32.3 inches	140 mm 5.5 inches	180 mm 7.1 inches
M	800 - 1200 mm 31.5 - 47.2 inches	180 mm 7.1 inches	180 mm 7.1 inches
L	1160 - 1560 mm 45.7 - 61.4 inches	180 mm 7.1 inches	180 mm 7.1 inches
XL	1360 - 1800 mm 53.5 - 70.9 inches	180 mm 7.1 inches	180 mm 7.1 inches

Thigh girth		
Size	mm	inches
S	380 - 520	15.0 - 20.5
M	500 - 720	19.7 - 28.4
L	580 - 880	22.8 - 34.7
XL	850 - 1150	33.5 - 45.3



SEGUFIX®-Standard with Thigh Straps Velcro®

Item 2731

Intended use:

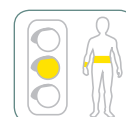
- positioning aid in bed, provides support for patients who feel insecure
- not a restraint (note: some jurisdictions consider Velcro® products as a restraint, should the patient not be able to remove them without help)

Consisting of:

- 1 SEGUFIX®-Standard with Thigh Straps Velcro® and integrated side positioning straps (with buckle lock)

Sizes: S / M / L

Versions: basic version / b / e





SEGUFIX®-Complete with Thigh Straps

Item 2232 / Item 2332 / Item 2432

Intended use:

- 5-point-restraint
- physically restraining patients

Consisting of:

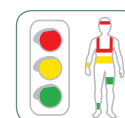
- 1 SEGUFIX®-Standard with Thigh Straps (page 18)
- 1 SEGUFIX®-Shoulder Restraint (page 20)
- 2 SEGUFIX®-Hand Straps (page 21)
- 2 SEGUFIX®-Foot Straps (page 22)
- 1 SEGUFIX®-Connecting Belt (page 22)

13 SEGUFIX®-Locks

1 SEGUFIX®-Key

Sizes: S / M / L / XL
(from size XL on only in version "r")

Versions: basic version / b / e / r



SEGUFIX®-Complete with Thigh Straps – Select one of three locking systems:

Item 2232

Complete with Thigh Straps
and Magnetic locking system black



Item 2332

Complete with Thigh Straps
and Patent Twist locking system green



Item 2432

Complete with Thigh Straps
and Push locking system



Size guide			
Size	Waist girth	Wrist girth	Ankle girth
S	520 - 820 mm 20.5 - 32.3 inches	120 - 190 mm 4.7 - 7.5 inches	170 - 250 mm 6.7 - 9.8 inches
M	800 - 1200 mm 31.5 - 47.2 inches	160 - 240 mm 6.3 - 9.5 inches	220 - 300 mm 8.7 - 11.8 inches
L	1160 - 1560 mm 45.7 - 61.4 inches	220 - 290 mm 8.7 - 11.4 inches	270 - 330 mm 10.6 - 13.0 inches
XL	1360 - 1800 mm 53.5 - 70.9 inches	260 - 340 mm 10.2 - 13.4 inches	300 - 380 mm 11.8 - 15.0 inches

Tables: approximate measurements – about 8 % shrinkage possible (products are not pre-washed)

Versions – Item number / Identification			
Item no. Version	Product features	Span width*	
		mm	inches
...	Attachment strap: medium	1200 - 1450	47.2 - 57.1
... /b	Attachment strap: short	1000 - 1200	39.4 - 47.2
... /e	Attachment strap: long	1450 - 1700	57.1 - 66.9
... /r	Eyelet strap reinforced for higher demands		

*Span width: distance between the attachment points on the bed

Thigh girth		
Size	mm	inches
S	380 - 520	15.0 - 20.5
M	500 - 720	19.7 - 28.4
L	580 - 880	22.8 - 34.7
XL	850 - 1150	33.5 - 45.3

Example of use with SEGUFIX®-Magnetic locking system black



SEGUFIX®-Standard with
Thigh Straps (item 2231)



SEGUFIX®-Standard with
Thigh Straps (item 2231) and
Shoulder Restraint (item 2203)



SEGUFIX®-Shoulder Restraint

Item 2203 / Item 2303 / Item 2403

Intended use:

- prevents the patient from sliding up out of the SEGUFIX®-Standard
- physically restraining patients

Requirement:

- SEGUFIX®-Standard with Crotch Strap / Thigh Straps

Consisting of:

- 1 SEGUFIX®-Shoulder Restraint
- 2 SEGUFIX®-Locks (keys not included)



Size	Belt a		Belt b	
	mm	inches	mm	inches
XS	600	23.6	770	30.3
S	860	33.9	1190	46.9
M	1010	39.8	1450	57.1
L	1170	46.1	1650	65.0
XL	1420	55.9	1870	73.6



size XS / S

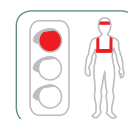


size M / L / XL

Sizes: XS / S / M / L / XL (from size XL on only in version "r")

Versions: basic version / r

Component part: item 2103
(locks and keys not included)



SEGUFIX®-Shoulder Restraint – Select one of three locking systems:

Item 2203

Shoulder Restraint and Magnetic locking system black



Item 2303

Shoulder Restraint and Patent Twist locking system green



Item 2403

Shoulder Restraint and Push locking system



Versions on page 21

Tables: approximate measurements – about 8 % shrinkage possible (products are not pre-washed)



SEGUFIX®-Shoulder Additional Belt

Item 2212 / Item 2312 / Item 2412

Intended use:

- prevents the patient from sitting up in bed (requires continuous monitoring)
- physically restraining patients

Requirements:

- SEGUFIX®-Standard with Crotch Strap / Thigh Straps
- SEGUFIX®-Shoulder Restraint

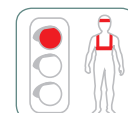
Total length: approx. 1140 mm / 44.9 inches (each strap)

Consisting of:

- 1 SEGUFIX®-Shoulder Additional Belt (2 straps)
- 2 SEGUFIX®-Locks (keys not included)

Versions: basic version / r

Component part: item 2112 (2 straps)
(locks and keys not included)



Compatible with SEGUFIX®-

- Shoulder Restraint (not compatible with size XS)
- Quick Restraint Shoulder
- Compact

SEGUFIX®-Shoulder Additional Belt – Select one of three locking systems:

Item 2212

Shoulder Additional Belt and Magnetic locking system black



Item 2312

Shoulder Additional Belt and Patent Twist locking system green



Item 2412

Shoulder Additional Belt and Push locking system





SEGUFIX®-Hand Restraint

Item 2204 / Item 2304 / Item 2404

Intended use:

- adjustable restraint of one or both hands in bed
- physically restraining patients

Requirement:

- SEGUFIX®-Standard with Crotch Strap / Thigh Straps

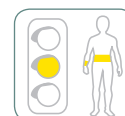
Consisting of:

- 2 SEGUFIX®-Hand Straps
- 2 SEGUFIX®-Locks (keys not included)

Sizes: S / M / L / XL (from size XL on only in version "r")

Versions: basic version / r

Component part: item 2104 (for one hand)
(locks and keys not included)



Wrist girth		
Size	mm	inches
S	120 - 190	4.7 - 7.5
M	160 - 240	6.3 - 9.5
L	220 - 290	8.7 - 11.4
XL	260 - 340	10.2 - 13.4

SEGUFIX®-Hand Restraint – Select one of three locking systems:

Item 2204

Hand Restraint
and Magnetic locking system black



Item 2304

Hand Restraint
and Patent Twist locking system green



Item 2404

Hand Restraint
and Push locking system



Tables: approximate measurements – about 8 % shrinkage possible (products are not pre-washed)

Versions – Item number / Identification

Item no. Version	Product features
...	Basic version
... /r	Eyelet strap reinforced for higher demands



SEGUFIX®-Hand Restraint extended

Item 2224 / Item 2324 / Item 2424

Intended use:

- adjustable restraint of one or both hands in bed
- physically restraining patients

SEGUFIX®-Standard with Crotch Strap / Thigh Straps not required

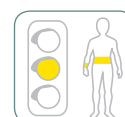
Consisting of:

- 2 SEGUFIX®-Hand Straps extended
- 4 SEGUFIX®-Locks
- 1 SEGUFIX®-Key

Sizes: S / M / L / XL (from size XL on only in version "r")

Versions: basic version / r

Component part: item 2124 (for one hand)
(locks and keys not included)



Wrist girth		
Size	mm	inches
S	120 - 190	4.7 - 7.5
M	160 - 240	6.3 - 9.5
L	220 - 290	8.7 - 11.4
XL	260 - 340	10.2 - 13.4

SEGUFIX®-Hand Restraint extended – Select one of three locking systems:

Item 2224

Hand Restraint extended
and Magnetic locking system black



Item 2324

Hand Restraint extended
and Patent Twist locking system green



Item 2424

Hand Restraint extended
and Push locking system





SEGUFIX®-Foot Restraint

Item 2205 / Item 2305 / Item 2405

Intended use:

- gradually adjustable restraint from loose to tight of one or both feet in bed
- physically restraining patients

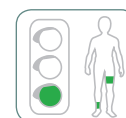
Consisting of:

- 2 SEGUFIX®-Foot Straps
- 1 SEGUFIX®-Connecting Belt
- 4 SEGUFIX®-Locks (keys not included)

Sizes: S / M / L / XL (from size XL on only in version "r")

Versions: basic version / b / e / r

Component parts: (locks and keys not included)
item 2105 (for one foot)
item 2005 (Connecting Belt)



Ankle girth		
Size	mm	inches
S	170 - 250	6.7 - 9.8
M	220 - 300	8.7 - 11.8
L	270 - 330	10.6 - 13.0
XL	300 - 380	11.8 - 15.0

SEGUFIX®-Foot Restraint – Select one of three locking systems:

Item 2205

Foot Restraint
and Magnetic locking system black



Item 2305

Foot Restraint
and Patent Twist locking system green



Item 2405

Foot Restraint
and Push locking system



Note:

To further restrict movement, the SEGUFIX®-Brace Strap for legs may be used (see page 27).

Versions – Item number / Identification			
Item no. Version	Product features	Span width*	
...	Attachment strap: medium	1200 - 1450 mm	47.2 - 57.1 inches
... /b	Attachment strap: short	1000 - 1200 mm	39.4 - 47.2 inches
... /e	Attachment strap: long	1450 - 1700 mm	57.1 - 66.9 inches
... /r	Eyelet strap reinforced for higher demands	–	

*Span width: distance between the attachment points on the bed

Tables: approximate measurements – about 8 % shrinkage possible (products are not pre-washed)



SEGUFIX®-Thigh Restraint

Item 2211 / Item 2311 / Item 2411

Intended use:

- limits movement of the legs in bed
- optional addition to a 5-point-restraint
- physically restraining patients

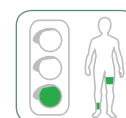
Consisting of:

- 1 SEGUFIX®-Thigh Restraint (for both legs)
- 4 SEGUFIX®-Locks (keys not included)

Sizes: S / M / L

Versions: basic version / b / e / r

Component part: item 2111 (for both legs)
(locks and keys not included)



Thigh girth		
Size	mm	inches
S	200 - 360	7.9 - 14.2
M	340 - 580	13.4 - 22.8
L	580 - 750	22.8 - 29.5

SEGUFIX®-Thigh Restraint – Select one of three locking systems:

Item 2211

Thigh Restraint
and Magnetic locking system black



Item 2311

Thigh Restraint
and Patent Twist locking system green



Item 2411

Thigh Restraint
and Push locking system



Products with Velcro® fastener

Locks and Keys
Item 1204 - 1418

Bed Restraint System
Item 2203 - 2905

Auxiliary Belts
Item 3110/r - 3745

Quick Restraint
Item 4213/r - 4415/r

Mobile Restraint
Item 5204/r - 5745

Transport System
Item 6040 - 6760

Chair Belt System
Item 7240 - 7780

Accessories / Sheepskin
Item 8010 - 8022



SEGUFIX®-Hand Restraint extended Velcro®

Item 2724

Intended use:

- positioning of one or both hands in bed
- also compatible with ambulance stretchers
- not a restraint (note: some jurisdictions consider Velcro® products as a restraint, should the patient not be able to remove them without help)

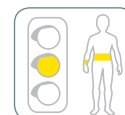
SEGUFIX®-Standard with Crotch Strap / Thigh Straps not required

Consisting of:

2 SEGUFIX®-Hand Straps extended Velcro® (with buckle lock)

Size: M

Component part: item 2824 (for one hand)



Wrist girth		
Size	mm	inches
M	160 - 240	6.3 - 9.5



SEGUFIX®-Foot Restraint Velcro®

Item 2705

Intended use:

- gradual positioning from loose to tight of one or both feet in bed
- not a restraint (note: some jurisdictions consider Velcro® products as a restraint, should the patient not be able to remove them without help)

Consisting of:

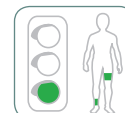
2 SEGUFIX®-Foot Straps with Velcro® fastener (with buckle lock)

1 SEGUFIX®-Connecting Belt (with buckle lock)

Sizes: S / M

Versions: basic version / b / e

Component parts: item 2805 (for one foot)
item 2905 (Connecting Belt)



Ankle girth		
Size	mm	inches
S	170 - 250	6.7 - 9.8
M	220 - 300	8.7 - 11.8

Versions – Item number / Identification

Item no. Version	Product features	Span width* Velcro® products (without eyelets)	
...	Attachment strap: medium	950 - 1540 mm	37.4 - 60.6 inches
... /b	Attachment strap: short	920 - 1330 mm	36.2 - 52.4 inches
... /e	Attachment strap: long	950 - 1800 mm	37.4 - 70.9 inches

*Span width: distance between the attachment points on the bed

Tables: approximate measurements – about 8 % shrinkage possible (products are not pre-washed)

Note:

For SEGUFIX®-Standard with Crotch Strap Velcro® or Thigh Straps Velcro® refer to pages 16 and 18



SEGUFIX®-Thigh Restraint Velcro®

Item 2711

Intended use:

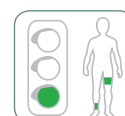
- limits movement of legs in bed
- also as optional addition to a 5-point-restraint
- not a restraint (note: some jurisdictions consider Velcro® products as a restraint, should the patient not be able to remove them without help)

Consisting of:

1 SEGUFIX®-Thigh Restraint Velcro® (for both legs)
(with buckle lock)

Sizes: S / M / L

Versions: basic version / b / e



Thigh girth		
Size	mm	inches
S	200 - 360	7.9 - 14.2
M	340 - 580	13.4 - 22.8
L	580 - 750	22.8 - 29.5



SEGUFIX®-Head Positioning Belt

Item 2217 / Item 2317 / Item 2417

Intended use:

- to position the head in bed (requires continuous monitoring)
- 5-point restraint required (see note below)
- not a restraint (note: some jurisdictions consider Velcro® products as a restraint, should the patient not be able to remove them without help)


Consisting of:

- 1 SEGUFIX®-Bed Belt with Forehead Strap
- 1 SEGUFIX®-Chin Strap
- 1 SEGUFIX®-Positioning Strap
- 2 SEGUFIX®-Locks (keys not included)

Versions: basic version / b / e

Component part: item 2117

- 1 SEGUFIX®-Bed Belt with Forehead Strap
 - 1 SEGUFIX®-Chin Strap
 - 1 SEGUFIX®-Positioning Strap
- (locks and keys not included)



Measurements		
Girth of Forehead Strap	mm	480 - 800
	inches	18.9 - 31.5
Girth of Chin Strap	mm	700 - 800
	inches	27.6 - 31.5
Length of Positioning Strap	mm	1200
	inches	47.2

SEGUFIX®-Head Positioning Belt – Select one of three locking systems:

Item 2217

Head Positioning Belt and Magnetic locking system black



Item 2317

Head Positioning Belt and Patent Twist locking system green



Item 2417

Head Positioning Belt and Push locking system



Important note:

- The SEGUFIX®-Head Positioning Belt is not a restraint, but a positioning aid.
- The SEGUFIX®-Head Positioning Belt was designed to hold the patient's head in the desired position.
- To minimize the risk of neck or spinal injury the Head Positioning Belt can only be used in addition to a 5-point restraint (e. g. SEGUFIX®-Standard with Crotch Strap or Thigh Straps, Hand Restraint and Foot Restraint).
- The use of the SEGUFIX®-Head Positioning Belt requires continuous monitoring, especially because involuntary or voluntary movements may cause neck or spinal injuries.

Versions – Item number / Identification

Item no. Version	Product features	Span width*	
		mm	inches
...	Attachment strap: medium	1200 - 1450	47.2 - 57.1
... /b	Attachment strap: short	1000 - 1200	39.4 - 47.2
... /e	Attachment strap: long	1450 - 1700	57.1 - 66.9

*Span width: distance between the attachment points on the bed

Tables: approximate measurements – about 8 % shrinkage possible (products are not pre-washed)



SEGUFIX®-Compact

Item 2250/r / Item 2350/r / Item 2450/r

Intended use:

- patient restraint in bed
- prevents the patient from escaping upward or downward while arms and legs remain unrestricted
- physically restraining patients

Consisting of:

- 1 SEGUFIX®-Compact
- 7 SEGUFIX®-Locks
- 1 SEGUFIX®-Key

Sizes: S / M / L

Versions: r / rb / re

Component part: item 2150/r
(locks and keys not included)



SEGUFIX®-Compact – Select one of three locking systems:

Item 2250/r

Compact and Magnetic locking system black



Item 2350/r

Compact and Patent Twist locking system green

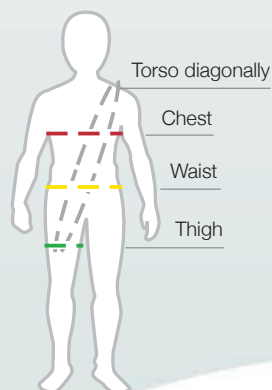


Item 2450/r

Compact and Push locking system



Size guide					
Size		Torso diagonally	Chest girth	Waist girth	Thigh girth
S	mm	1340 - 1540	480 - 880	520 - 820	380 - 520
	inches	52.8 - 60.6	18.9 - 34.6	20.5 - 32.3	15.0 - 20.5
M	mm	1640 - 1740	750 - 1150	800 - 1200	500 - 720
	inches	64.6 - 68.5	29.5 - 45.3	31.5 - 47.2	19.7 - 28.4
L	mm	1940 - 2040	1030 - 1430	1160 - 1560	580 - 880
	inches	76.4 - 80.3	40.6 - 56.3	45.7 - 61.4	22.8 - 34.7



Versions – Item number / Identification			
Item no. Version	Product features	Span width*	
		mm	inches
... /r	Attachment strap: medium	1200 - 1450	47.2 - 57.1
... /rb	Attachment strap: short	1000 - 1200	39.4 - 47.2
... /re	Attachment strap: long	1450 - 1700	57.1 - 66.9

*Span width: distance between the attachment points on the bed

Version r: eyelet strap reinforced for higher demands

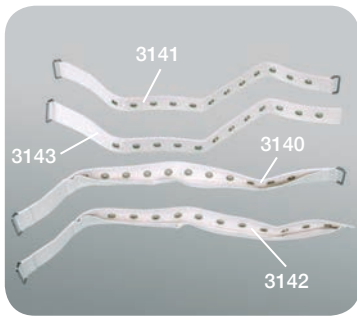
Tables: approximate measurements – about 8 % shrinkage possible (products are not pre-washed)



Example of use with SEGUFIX®-Magnetic locking system black

Benefits:

- Full mobility of arms and legs
- Thigh straps prevent bruising in the crotch area
- Comfortable padding
- Quickly releases in case of emergency - only 5 locks
- Compatible with other SEGUFIX® products



item 3140 - 3143 (component parts)

SEGUFIX®-Extension Belt

Item 3240 - Item 3444

Intended use:

- extension belts for attachment on wider beds or backrests
- do not use to alter the size of products (e.g. waist belt)

Consisting of:

- 1 SEGUFIX®-Extension Belt
- 1 SEGUFIX®-Lock
- 1 SEGUFIX®-Key

Versions: basic version / r

Component parts:

item 3140 / 3141 / 3142 / 3143 / 3144
(locks and keys not included)



item 3144
(component part)



SEGUFIX®-Extension Belt – Select one of three locking systems:

Item 3240 / 3241 / 3242
3243 / 3244

Extension Belt
and Magnetic locking system black



Item 3340 / 3341 / 3342
3343 / 3344

Extension Belt
and Patent Twist locking system green



Item 3440 / 3441 / 3442
3443 / 3444

Extension Belt
and Push locking system



Versions – Item number / Identification	
Item no. Version	Product features
...	Basic version
... /r	Eyelet strap reinforced for higher demands

Extension Belt	3240 3340 3440 3140	3241 3341 3441 3141	3242 3342 3442 3142	3243 3343 3443 3143	3244 3344 3444 3144
Total length	650 mm 25.6 inches	650 mm 25.6 inches	650 mm 25.6 inches	650 mm 25.6 inches	1200 mm 47.2 inches
Metal loops	2	2	1	1	0
12 eyelets	X	X	X	X	–
26 eyelets	–	–	–	–	X
Pin pocket	X	–	X	–	–

approximate measurements – about 8 % shrinkage possible
(products are not pre-washed)



SEGUFIX®-Extension Belt with Snap Lock

Item 3745

Intended use:

- extends attaching straps of SEGUFIX®-Chair Belts with snap lock
- only compatible with snap lock products
- to fit wider backrests

Compatible with:


- SEGUFIX®-Chair Belt Velcro® (page 41)
- SEGUFIX®-Chair Belt (page 40)
- SEGUFIX®-Chair Belt with Crotch Strap (page 42)
- SEGUFIX®-Chair Belt with Thigh Straps (page 43)

Total length: approx. 800 mm / 31.5 inches

Consisting of:

- 1 SEGUFIX®-Extension Belt with Snap Lock





SEGUFIX®-Brace Strap for legs

Item 3110/r

Intended use:

- further restricts movement of legs
- physically restraining patients

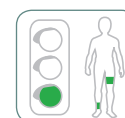
Compatible with:

- SEGUFIX®-Foot Restraint (page 22)
- SEGUFIX®-Thigh Restraint (page 22)
- SEGUFIX®-Quick Restraint Foot (page 29)

Total length: approx. 1240 mm / 48.8 inches

Consisting of:

1 SEGUFIX®-Brace Strap for legs
(locks and keys not included)



Versions – Item number / Identification

Item no. Version	Product features
... /r	Eyelet strap reinforced for higher demands

approximate measurements –
about 8 % shrinkage possible
(products are not pre-washed)



SEGUFIX®-Laundry Net

Item 8022

Intended use:

- protects SEGUFIX® products during wash cycles

Size: approx. 600 x 400 mm / 23.6 x 15.8 inches

Consisting of:

1 SEGUFIX®-Laundry Net
with integrated drawstring





Chest girth		
Size	mm	inches
S	430 - 740	16.9 - 29.1
M	740 - 1140	29.1 - 44.9
L	920 - 1320	36.2 - 52.0
XL	1360 - 1780	53.5 - 70.0

SEGUFIX®-Quick Restraint Shoulder

Item 4213/r / Item 4313/r / Item 4413/r

Intended use:

- patient restraint in bed, short term
- physically restraining patients

Requirement:

- the SEGUFIX®-Quick Restraint Shoulder may only be used in connection with additional restraint measures for both hands and feet

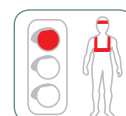
Consisting of:

- 1 SEGUFIX®-Quick Strap Shoulder
- 5 SEGUFIX®-Locks (keys not included)

Sizes: S / M / L / XL

Versions: r / rb / re

Component part: item 4113/r
(locks and keys not included)



SEGUFIX®-Quick Restraint Shoulder – Select one of three locking systems:

Item 4213/r

Quick Restraint Shoulder
and Magnetic locking system black



Item 4313/r

Quick Restraint Shoulder
and Patent Twist locking system green



Item 4413/r

Quick Restraint Shoulder
and Push locking system



Versions – Item number / Identification			
Item no. Version	Product features	Span width*	
		mm	inches
... /r	Attachment strap: medium	1200 - 1450	47.2 - 57.1
... /rb	Attachment strap: short	1000 - 1200	39.4 - 47.2
... /re	Attachment strap: long	1450 - 1700	57.1 - 66.9

*Span width: distance between the attachment points on the bed

Version r: eyelet strap reinforced for higher demands

Tables: approximate measurements – about 8 % shrinkage possible (products are not pre-washed)



Wrist girth		
Size	mm	inches
S	120 - 190	4.7 - 7.5
M	160 - 240	6.3 - 9.5
L	220 - 290	8.7 - 11.4

SEGUFIX®-Quick Restraint Hand

Item 4214/r / 4314/r / 4414/r

Intended use:

- patient restraint of one or both hands in bed, short term
- physically restraining patients

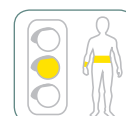
Consisting of:

- 1 SEGUFIX®-Quick Strap Hand (for both hands)
- 4 SEGUFIX®-Locks
- 1 SEGUFIX®-Key

Sizes: S / M / L

Versions: r / rb / re

Component part: item 4114/r (for both hands)
(locks and keys not included)



SEGUFIX®-Quick Restraint Hand – Select one of three locking systems:

Item 4214/r

Quick Restraint Hand
and Magnetic locking system black



Item 4314/r

Quick Restraint Hand
and Patent Twist locking system green



Item 4414/r

Quick Restraint Hand
and Push locking system





SEGUFIX®-Quick Restraint Foot

Item 4215/r / Item 4315/r / Item 4415/r

Intended use:

- patient restraint of one or both feet in bed, short term
- physically restraining patients

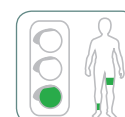
Consisting of:

- 1 SEGUFIX®-Quick Strap Foot (for both feet)
- 4 SEGUFIX®-Locks
- 1 SEGUFIX®-Key

Sizes: S / M / L

Versions: r / rb / re

Component part: item 4115/r (for both feet)
(locks and keys not included)



Ankle girth		
Size	mm	inches
S	170 - 250	6.7 - 9.8
M	220 - 300	8.7 - 11.8
L	270 - 330	10.6 - 13.0

SEGUFIX®-Quick Restraint Foot – Select one of three locking systems:

Item 4215/r

Quick Restraint Foot
and Magnetic locking system black



Item 4315/r

Quick Restraint Foot
and Patent Twist locking system green



Item 4415/r

Quick Restraint Foot
and Push locking system



Versions – Item number / Identification			
Item no. Version	Product features	Span width*	
		mm	inches
... /r	Attachment strap: medium	1200 - 1450	47.2 - 57.1
... /rb	Attachment strap: short	1000 - 1200	39.4 - 47.2
... /re	Attachment strap: long	1450 - 1700	57.1 - 66.9

*Span width: distance between the attachment points on the bed

Version r: eyelet strap reinforced for higher demands

Tables: approximate measurements – about 8 % shrinkage possible (products are not pre-washed)




Optional additions for the SEGUFIX®-Quick Restraint System include:



SEGUFIX®-
Shoulder Additional Belt
(item 2212)
page 20



SEGUFIX®-
Thigh Restraint
(item 2211)
page 22



SEGUFIX®-
Brace Strap for legs
(item 3110/r)
page 27

(Example of use with SEGUFIX®-Magnetic locking system black)



SEGUFIX®-Stretcher Restraint Shoulder

Item 5243 / Item 5343 / Item 5443

Intended use:

- to secure patients on stretchers
- also compatible with ambulance stretchers
- physically restraining patients

Requirements:

- SEGUFIX®-Hand Restraint extended and Stretcher Restraint Foot required

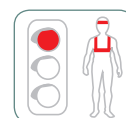
Width of stretcher: approx. 400 to 800 mm / 15.8 to 31.5 inches

Consisting of:

- 1 SEGUFIX®-Stretcher Restraint Shoulder
- 3 SEGUFIX®-Locks
- 1 SEGUFIX®-Key

Sizes: S / M / L

Component part: item 5143 (locks and keys not included)



Chest girth		
Size	mm	inches
S	430 - 740	16.9 - 29.1
M	740 - 1140	29.1 - 44.9
L	920 - 1320	36.2 - 52.0

SEGUFIX®-Stretcher Restraint Shoulder – Select one of three locking systems:

Item 5243

Stretcher Restraint Shoulder and Magnetic locking system black



Item 5343

Stretcher Restraint Shoulder and Patent Twist locking system green



Item 5443

Stretcher Restraint Shoulder and Push locking system



SEGUFIX® – Example of use:

SEGUFIX®-Stretcher Restraint Shoulder (item 5243), Hand Restraint extended Velcro® (item 2724) and Stretcher Positioning Foot Velcro® (item 5745).

Tables: approximate measurements – about 8 % shrinkage possible (products are not pre-washed)

Versions – Item number / Identification

Item no. Version	Product features
...	Basic version
... /r	Eyelet strap reinforced for higher demands



SEGUFIX®-Stretcher Restraint Foot

Item 5245 / Item 5345 / Item 5445

Intended use:

- restraint of one or both feet on stretchers
- also compatible with ambulance stretchers
- physically restraining patients

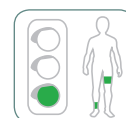
Width of stretcher: approx. 400 to 800 mm / 15.8 to 31.5 inches

Consisting of:

- 1 SEGUFIX®-Stretcher Restraint Foot (for both feet)
- 2 SEGUFIX®-Locks (keys not included)

Size: S / M / L

Component part: item 5145 (for both feet)
(locks and keys not included)



Ankle girth		
Size	mm	inches
S	170 - 250	6.7 - 9.8
M	220 - 300	8.7 - 11.8
L	270 - 330	10.6 - 13.0

SEGUFIX®-Stretcher Restraint Foot – Select one of three locking systems:

Item 5245

Stretcher Restraint Foot and Magnetic locking system black



Item 5345

Stretcher Restraint Foot and Patent Twist locking system green



Item 5445

Stretcher Restraint Foot and Push locking system





Ankle girth		
Size	mm	inches
M	220 - 300	8.7 - 11.8

SEGUFIX®-Stretcher Positioning Foot Velcro®

Item 5745

Intended use:

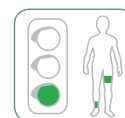
- positioning of one or both feet on stretchers
- also compatible with ambulance stretchers
- not a restraint (note: some jurisdictions consider Velcro® products as a restraint, should the patient not be able to remove them without help)

Width of stretcher: approx. 400 to 800 mm / 15.8 to 31.5 inches

Consisting of:

1 SEGUFIX®-Stretcher Positioning Foot Velcro® (for both feet)
(with buckle lock)

Size: M



Wrist girth		
Size	mm	inches
S	120 - 190	4.7 - 7.5
M	160 - 240	6.3 - 9.5
L	220 - 290	8.7 - 11.4
XL	260 - 340	10.2 - 13.4

SEGUFIX®-Hand Restraint extended

Item 2224 / Item 2324 / Item 2424

Intended use:

- adjustable restraint of one or both hands on stretchers
- physically restraining patients

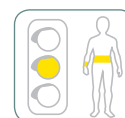
Consisting of:

2 SEGUFIX®-Hand Straps extended
4 SEGUFIX®-Locks
1 SEGUFIX®-Key

Sizes: S / M / L / XL (from size XL on only in version "r")

Versions: basic version / r

Component part: item 2124 (for one hand)
(locks and keys not included)



SEGUFIX®-Hand Restraint extended – Select one of three locking systems:

Item 2224

Hand Restraint extended
and Magnetic locking system black



Item 2324

Hand Restraint extended
and Patent Twist locking system green



Item 2424

Hand Restraint extended
and Push locking system



Wrist girth		
Size	mm	inches
M	160 - 240	6.3 - 9.5

SEGUFIX®-Hand Restraint extended Velcro®

Item 2724

Intended use:

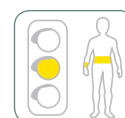
- positioning of one or both hands on stretchers
- also compatible with ambulance stretchers
- not a restraint (note: some jurisdictions consider Velcro® products as a restraint, should the patient not be able to remove them without help)

Consisting of:

2 SEGUFIX®-Hand Straps extended Velcro®
(with buckle lock)

Size: M

Component part: item 2824 (for one hand)





Tightly attached in front of the stomach



Tightly attached behind the back

SEGUFIX®-Hand Waist Restraint

Item 5204/r / Item 5304/r / Item 5404/r

Intended use:

- to restrain hands of patients during transfer (requires continuous monitoring)
- prevents patients from injuring themselves or others, e. g. accompanying personnel during transfer
- physically restraining patients

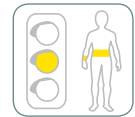
Consisting of:

- 1 SEGUFIX®-Restraint Belt
- 2 SEGUFIX®-Hand Straps
- 3 SEGUFIX®-Locks
- 1 SEGUFIX®-Key

Sizes: S / M / L / XL

Component parts:

- item 5101/r (Restraint Belt)
 - item 5104/r (1 Hand Strap)
- (locks and keys not included)



SEGUFIX®-Hand Waist Restraint – Select one of three locking systems:

Item 5204/r

Hand Waist Restraint and Magnetic locking system black



Item 5304/r

Hand Waist Restraint and Patent Twist locking system green



Item 5404/r

Hand Waist Restraint and Push locking system



Loosely attached in front of the stomach



Loosely attached behind the back

Examples of use with SEGUFIX®-Magnetic locking system black

Versions – Item number / Identification

Item no. Version	Product features
... /r	Eyelet strap reinforced for higher demands

Size guide

Size	Waist girth		Wrist girth	
	mm	inches	mm	inches
S	520 - 820	20.5 - 32.3	120 - 190	4.7 - 7.5
M	800 - 1200	31.5 - 47.2	160 - 240	6.3 - 9.5
L	1160 - 1560	45.7 - 61.4	220 - 290	8.7 - 11.4
XL	1360 - 1800	53.4 - 70.9	260 - 340	10.2 - 14.2

Tables: approximate measurements – about 8 % shrinkage possible (products are not pre-washed)



SEGUFIX®-Hand Waist Restraint (item 5204/r)



SEGUFIX®-Hand Waist Restraint (item 5204/r), Backrest Strap (item 6730) and Transport Waist Belt (item 6216)

SEGUFIX® – Example of use

Intended use:

Prevents patients from injuring themselves or others, e. g. accompanying personnel.

Attention:

The SEGUFIX®-Transport System does not replace the vehicles own seat belt system. The SEGUFIX®-Transport Belts may only be used as additional support or positioning of the patient.



SEGUFIX®-Restraining Aid

Item 5218 / Item 5318 / Item 5418

Intended use:

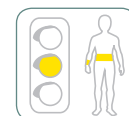
- provides assistance while restraining patients on stretchers
- after the restraint is applied, the SEGUFIX®-Restraining Aid may be removed
- additional stabilization of the patient
- can also be fastened above the knees
- also compatible with ambulance stretchers
- attachment to the stretcher with a lock
- physically restraining patients



Consisting of:

- 1 SEGUFIX®- Restraining Aid
- 2 SEGUFIX®- Locks (keys not included)

Component part: item 5118
(locks and keys not included)



SEGUFIX®-Restraining Aid – Select one of three locking systems:

Item 5218

Restraining Aid
and Magnetic locking system black



Item 5318

Restraining Aid
and Patent Twist locking system green



Item 5418

Restraining Aid
and Push locking system



Size guide				
Length of the belts	item 5218 / 5318 / 5418		item 5718	
	mm	inches	mm	inches
total length	2050	80.7	2450	96.5
length of wide strap	590	23.2	590	23.2
length of attachment strap (each side)	730	28.7	930	36.6
span width* of the straps (with patient)	920 - 1370	36.2 - 53.9	700 - 1430	27.6 - 56.3

*Span width: distance between the attachment points on the bed

Tables: approximate measurements – about 8 % shrinkage possible (products are not pre-washed)



SEGUFIX®-Restraining Aid (with buckle lock)

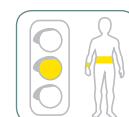
Item 5718

Intended use:

- provides assistance while restraining patients on stretchers
- after the restraint is applied, the SEGUFIX®-Restraining Aid may be removed
- additional stabilization of the patient
- can also be fastened above the knees
- also compatible with ambulance stretchers
- attachment to the stretcher with a buckle lock
- not a restraint (note: some jurisdictions consider products with buckle locks as a restraint, should the patient not be able to remove them without help)

Consisting of:

- 1 SEGUFIX®- Restraining Aid
(with buckle lock)





SEGUFIX®-Transport Waist Belt

Item 6216 / Item 6316 / Item 6416

Intended use:

- to support patients in wheelchairs with a solid backrest, automobiles and other compatible seats
- physically restraining patients

Requirements:

- SEGUFIX®-Backrest Strap required (item 6730, page 35)
- SEGUFIX®-Suspender Belt if needed (item 6720, page 35)

Width of waist belt: approx. 130 mm / 5.1 inches

Consisting of:

- 1 SEGUFIX®-Transport Waist Belt, padded
- 1 SEGUFIX®-Lock
- 1 SEGUFIX®-Key

Sizes: S / M / L

Component part: item 6116 (locks and keys not included)



Waist girth*		
Size	mm	inches
S	380 - 780	15.0 - 30.7
M	700 - 1090	27.6 - 42.9
L	1070 - 1480	42.1 - 58.3

*special sizes / lengths on request

SEGUFIX®-Transport Waist Belt – Select one of three locking systems:

Item 6216

Transport Waist Belt and Magnetic locking system black



Item 6316

Transport Waist Belt and Patent Twist locking system green



Item 6416

Transport Waist Belt and Push locking system



Tables: approximate measurements



SEGUFIX®-Transport Waist Belt Velcro®

Item 6710

Intended use:

- to support patients in wheelchairs with a solid backrest, automobiles and other compatible seats
- not a restraint (note: some jurisdictions consider Velcro® products as a restraint, should the patient not be able to remove them without help)

Requirements:

- SEGUFIX®-Backrest Strap required (item 6730, page 35)
- SEGUFIX®-Suspender Belt if needed (item 6720, page 35)
- for a secure hold, the Velcro® fastener must overlap at least 250 mm / 9.8 inches

Width of waist belt: approx. 130 mm / 5.1 inches

Consisting of:

- 1 SEGUFIX®-Transport Waist Belt Velcro®, padded

Sizes: S / M / L



Waist girth*		
Size	mm	inches
S	440 - 650	17.3 - 25.6
M	650 - 920	25.6 - 36.2
L	900 - 1300	35.4 - 51.2

*special sizes / lengths on request



Attention:

The SEGUFIX®-Transport System does not replace the vehicles own seat belt system. The SEGUFIX®-Transport System may only be used as additional support or positioning of the patient.



SEGUFIX®-Transport Waist Belt (item 6216) with Magnetic locking system black and Backrest Strap (item 6730)



SEGUFIX®-Transport Waist Belt Velcro® (item 6710) and Backrest Strap (item 6730)



Torso girth		
Size	mm	inches
S	890 - 1280	35.0 - 50.4
M	1050 - 1950	41.3 - 76.8

Use size M for patients taller than 1400 mm / 55.1 inches

SEGUFIX®-Suspender Belt

Item 6720

Intended use:

- to support patients in wheelchairs with a solid backrest, automobiles and other compatible seats
- holds the patient in an upright position, prevents patient from sliding down
- not a restraint (note: some jurisdictions consider products with snap locks as a restraint, should the patient not be able to remove them without help)

Requirements:

- SEGUFIX®-Backrest Strap required (see below)
- SEGUFIX®-Transport Waist Belt required (page 34)

Consisting of:

- 1 SEGUFIX®-Suspender Belt (with snap lock)

Sizes: S / M



Tables: approximate measurements



Circumference of backrest vertical		
Size	mm	inches
S	780 - 1030	30.7 - 40.6
M	980 - 1230	38.6 - 48.4
L	1180 - 1430	46.5 - 56.3
XL	1420 - 1680	55.9 - 66.1

SEGUFIX®-Backrest Strap

Item 6730

Intended use:

- to attach the SEGUFIX®-Transport Waist Belt and the SEGUFIX®-Suspender Belt to the backrest

Requirements:

- the backrest must be solid, may not be used on folding wheelchairs with a soft backrest
- a gap between backrest and seat
- attaches to the backrest with Velcro® fastener
- for a secure hold, the Velcro® fastener must overlap at least 250 mm / 9.8 inches

Width of strap: approx. 180 mm / 7.1 inches

Consisting of:

- 1 SEGUFIX®-Backrest Strap (with Velcro® fastener)

Sizes: S / M / L / XL



SEGUFIX®-Example of use:



SEGUFIX®-
Suspender Belt
(item 6720),
Transport Waist Belt
(item 6216),
Backrest Strap
(item 6730)

Example of use with SEGUFIX®-Magnetic locking system black

Prices: see price list on page 17



SEGUFIX®-Support Belt

Item 6240 / Item 6340 / Item 6440

Intended use:

- supports the sitting patient in compatible chairs
- supports the upper body while preventing the patient from sliding off of the seat
- physically restraining patients

Requirements:

- a gap between backrest and seat required
- attaches behind the backrest with a lock

Component part:

(locks and keys not included)
item 6140 (Support Belt)

Consisting of:

- 1 SEGUFIX®-Support Belt (without Crotch Pad, item 6040)
- 1 SEGUFIX®-Lock
- 1 SEGUFIX®-Key

Sizes: S / M / L



SEGUFIX®-Support Belt – Select one of three locking systems:

Item 6240

Support Belt
and Magnetic locking system black



Item 6340

Support Belt
and Patent Twist locking system green



Item 6440

Support Belt
and Push locking system



Size guide						
Size	Girth of waist belt a		Connecting piece b		Shoulder collar c	
	mm	inches	mm	inches	mm	inches
S	900 - 1300	35.4 - 51.2	100	3.9	800	31.5
M	900 - 1300	35.4 - 51.2	150	5.9	800	31.5
L	1220 - 1620	48.0 - 63.8	150	5.9	950	37.4

Table: approximate measurements

- a** Total girth of patient and backrest at waist height
- b** Connecting piece between waist belt and shoulder collar
- c** Inner circumference of the shoulder collar

Measurements are taken while the patient is sitting.



SEGUFIX®-Support Belt with Crotch Pad

Item 6244 / Item 6344 / Item 6444

Intended use:

- supports the sitting patient in compatible chairs
- supports the upper body while preventing the patient from sliding off of the seat
- physically restraining patients

Requirements:

- a gap between backrest and seat required
- attaches behind the backrest with a lock


Consisting of:

- 1 SEGUFIX®-Support Belt
- 1 SEGUFIX®-Crotch Pad
- 1 SEGUFIX®-Lock
- 1 SEGUFIX®-Key

Sizes: S / M / L

Component parts:

(locks and keys not included)
item 6140 (Support Belt)
item 6040 (Crotch Pad)



SEGUFIX®-Support Belt with Crotch Pad – Select one of three locking systems:

Item 6244

Support Belt
and Magnetic locking system black



Item 6344

Support Belt
and Patent Twist locking system green



Item 6444

Support Belt
and Push locking system





SEGUFIX®-Multi Belt

Item 6256 / Item 6356 / Item 6456

Intended use:

- support belt with Velcro® fastener and eyelets for a lock
- for patients in chairs, armchairs and other compatible seats
- also compatible with ambulance stretchers, or for support on shower chairs (without lock)
- physically restraining patients

Consisting of:

- 1 SEGUFIX®-Multi Belt
- 1 SEGUFIX®-Lock
- 1 SEGUFIX®-Key

Sizes: XS / S / M / L

Component part: item 6156
(locks and keys not included)



SEGUFIX®-Multi Belt – Select one of three locking systems:

Item 6256

Multi Belt
and Magnetic locking system black



Item 6356

Multi Belt
and Patent Twist locking system green



Item 6456

Multi Belt
and Push locking system



Size guide								
Size	Total length		Width of waist belt		Circumference* with locking system		Circumference* with Velcro® fastener	
	mm	inches	mm	inches	mm	inches	mm	inches
XS	1600	63.0	140	5.5	1100 - 1500	43.3 - 59.1	1000 - 1350	39.4 - 53.2
S	1800	70.9	140	5.5	1300 - 1700	51.2 - 67.0	1200 - 1550	49.2 - 61.0
M	2000	78.7	140	5.5	1500 - 1900	59.1 - 74.8	1350 - 1750	53.2 - 68.9
L	2400	94.5	140	5.5	1900 - 2300	74.8 - 90.6	1750 - 2150	68.9 - 84.7

Table: approximate measurements

*total girth: patient and backrest / patient and stretcher



SEGUFIX®-Protective Cover
item 8013
(see page 38)



SEGUFIX®-Multi Belt Velcro®

Item 6750

Intended use:

- support belt with Velcro® fastener for patients in chairs, armchairs and other compatible seats
- also compatible with ambulance stretchers, or for support on shower chairs
- not a restraint (note: some jurisdictions consider Velcro® products as a restraint, should the patient not be able to remove them without help)

Requirement:

- for a secure hold, the Velcro® fastener must overlap at least 250 mm / 9.8 inches

Consisting of:

- 1 SEGUFIX®-Multi Belt Velcro®

Sizes: XS / S / M / L





SEGUFIX®-Pelvic Belt

Item 6266 / Item 6366 / Item 6466

Intended use:

- support belt with eyelets for compatible chairs
- physically restraining patients

Width of waist belt: approx. 130 mm / 5.1 inches

Span width*: approx. 1170 - 1360 mm / 46.1 - 53.5 inches

Consisting of:

- 1 SEGUFIX®-Pelvic Belt
- 2 SEGUFIX®-Locks
- 1 SEGUFIX®-Key

Component part: item 6166

(locks and keys not included)



SEGUFIX®-Pelvic Belt – Select one of three locking systems:

Item 6256

Pelvic Belt
and Magnetic locking system black



Item 6356

Pelvic Belt
and Patent Twist locking system green



Item 6456

Pelvic Belt
and Push locking system



*Span width: distance between the attachment points on chairs with patient



SEGUFIX®-Protective Cover

Item 8013

Intended use:

- the SEGUFIX®-Protective Cover protects these SEGUFIX®-Transport-Belts from staining:
 - SEGUFIX®-Multi Belt, see page 37
(the SEGUFIX®-Multi Belt cannot be used with a lock)
 - SEGUFIX®-Pelvic Belt, see page 38 - 39
(the SEGUFIX®-Pelvic Belt can be used with a lock)

Features:

- washable in hot wash cycles up to 95 °C, autoclavable
- bacteria resistant

Material:

- 100 % Polyester
- coated with 100% Polyurethane

Width: approx. 140 mm / 5.5 inches

Length: approx. 790 mm / 31.1 inches

Consisting of:

- 1 SEGUFIX®-Protective Cover





SEGUFIX®-Pelvic Belt with Snap Lock

Item 6760

Intended use:

- support belt with snap lock for compatible chairs
- not a restraint
(note: some jurisdictions consider products with snap locks as a restraint, should the patient not be able to remove them without help)

capacity of the snap lock up to 70 kg

Width of waist belt: approx. 130 mm / 5.1 inches

Span width*: approx. 740 - 1500 mm / 29.1 - 59.1 inches

Consisting of:

1 SEGUFIX®-Pelvic Belt with snap lock



*Span width: distance between the attachment points on chairs with patient



SEGUFIX® – Example of use:



SEGUFIX®-Pelvic Belt (item 6760) and Anti-Slide-Mat (item 8017)

For more information see page 47

Anti-Slide-Mat

- prevents the patient from sliding off of the seat
- great for use on chairs, care chairs, wheel-chairs, in bed, office chairs etc.
- allows for easy sliding in one direction, sliding in the other direction is prevented
- washable in hot wash cycles up to 80 °C



SEGUFIX®-Pelvic Belt with Crotch Strap

Item 6276 / Item 6376 / Item 6476

Intended use:

- support belt with eyelets for compatible chairs
- prevents patients from sliding off of the chair
- physically restraining patients

Requirements:

- gap between backrest and seat
- attaches behind the backrest with a lock

Width of waist belt: approx. 130 mm / 5.1 inches

Total girth: approx. 1400 - 1800 mm / 55.1 - 70.9 inches (patient and chair)

Consisting of:

1 SEGUFIX®-Pelvic Belt with Crotch Strap
1 SEGUFIX®-Lock
1 SEGUFIX®-Key

Component part: item 6176 (locks and keys not included)



SEGUFIX®-Pelvic Belt with Crotch Strap – Select one of three locking systems:

Item 6256

Pelvic Belt with Crotch Strap and Magnetic locking system black



Item 6356

Pelvic Belt with Crotch Strap and Patent Twist locking system green



Item 6456

Pelvic Belt with Crotch Strap and Push locking system





SEGUFIX®-Chair Belt

Item 7240 / Item 7340 / Item 7440 (snap lock behind the back)

Intended use:

- to support and position patients in wheelchairs and other compatible chairs
- physically restraining patients

Requirement:

- attaches behind the backrest with a snap lock (capacity up to 70 kg)

Consisting of:

- 1 SEGUFIX®-Chair Belt (snap lock behind the back)
- 1 SEGUFIX®-Lock
- 1 SEGUFIX®-Key

Sizes: S / M / L

Versions: basic version / f

Component part: item 7140
(locks and keys not included)



SEGUFIX®-Chair Belt – Select one of three locking systems:

Item 7240

Chair Belt
and Magnetic locking system black



Item 7340

Chair Belt
and Patent Twist locking system green



Item 7440

Chair Belt
and Push locking system



Versions – Item number / Identification

Item no. Version	Product features
...	Basic version
... /f	Fleece, skin-friendly padding, 100 % pure cotton

Size guide

Size	Width of waist belt		Waist girth		Circumference of backrest			
					with snap lock		with a lock	
	mm	inches	mm	inches	mm	inches	mm	inches
S	140	5.5	520 - 820	20.5 - 32.3	700 - 1500	27.6 - 59.1	700 - 1150	27.6 - 45.3
M	140	5.5	800 - 1200	31.5 - 47.2	700 - 1500	27.6 - 59.1	700 - 1150	27.6 - 45.3
L	140	5.5	1160 - 1560	45.7 - 61.4	700 - 1500	27.6 - 59.1	700 - 1150	27.6 - 45.3

Table: approximate measurements – about 8 % shrinkage possible (products are not pre-washed)



SEGUFIX®-Chair Belt

Item 7246 / Item 7346 / Item 7446 (lock behind the back)

Intended use:

- to support and position patients in wheelchairs and other compatible chairs
- physically restraining patients

Requirement:

- attaches behind the backrest with a lock

Consisting of:

- 1 SEGUFIX®-Chair Belt (lock behind the back)
- 2 SEGUFIX®-Locks
- 1 SEGUFIX®-Key

Sizes: S / M / L

Versions: basic version / f

Component part: item 7146
(locks and keys not included)



SEGUFIX®-Chair Belt – Select one of three locking systems:

Item 7246

Chair Belt
and Magnetic locking system black



Item 7346

Chair Belt
and Patent Twist locking system green



Item 7446

Chair Belt
and Push locking system





SEGUFIX®-Chair Belt Velcro®

Item 7740 (snap lock behind the back)

Intended use:

- to support and position patients in wheelchairs and other compatible chairs
- not a restraint
(note: some jurisdictions consider Velcro® products as a restraint, should the patient not be able to remove them without help)

Requirements:

- attaches behind the backrest with a snap lock (capacity up to 70 kg)
- for a secure hold, the Velcro® fastener must overlap at least 250 mm / 9.8 inches

Consisting of:

- 1 SEGUFIX®-Chair Belt Velcro®
(snap lock behind the back)

Sizes: S / M / L



Size guide on page 40



The attachment straps of the SEGUFIX®-Chair Belts can be extended with the SEGUFIX®-Extension Belts.



SEGUFIX®-Extension Belt
with eyelets
(item 3144, page 26)
for locking systems



SEGUFIX®-Extension Belt
with snap lock
(item 3745, page 26)
for products with snap lock



Optional additions to the SEGUFIX®-Chair Belt System:



SEGUFIX®-Transport
Hand Strap Velcro®
(item 7770)



SEGUFIX®-Transport
Foot Restraint
Velcro® (item 7780)



SEGUFIX®-Transport
Foot Restraint
(item 7280)

For more information see page 44

(Example of use with SEGUFIX®-
Magnetic locking system black)



SEGUFIX®-Chair Belt with Crotch Strap

Item 7250 / Item 7350 / Item 7450 (snap lock behind the back)

Intended use:

- to support and position patients in wheelchairs and other compatible chairs
- prevents the patient from sliding off of the seat
- physically restraining patients

Requirement:

- attaches behind the backrest with a snap lock (capacity up to 70 kg)

Consisting of:

- 1 SEGUFIX®-Chair Belt with Crotch Strap (snap lock behind the back)
- 1 SEGUFIX®-Lock
- 1 SEGUFIX®-Key

Sizes: S / M / L

Versions: basic version / f

Component part: item 7150
(locks and keys not included)



SEGUFIX®-Chair Belt with Crotch Strap – Select one of three locking systems:

Item 7250

Chair Belt with Crotch Strap
and Magnetic locking system black



Item 7350

Chair Belt with Crotch Strap
and Patent Twist locking system green



Item 7450

Chair Belt with Crotch Strap
and Push locking system



Versions – Item number / Identification

Item no. Version	Product features
...	Basic version
... / f	Fleece, skin-friendly padding, 100 % pure cotton

Size guide

Size	Width of waist belt		Waist girth		Circumference of backrest			
					with snap lock		with a lock	
	mm	inches	mm	inches	mm	inches	mm	inches
S	140	5.5	520 - 820	20.5 - 32.3	700 - 1500	27.6 - 59.1	700 - 1150	27.6 - 45.3
M	140	5.5	800 - 1200	31.5 - 47.2	700 - 1500	27.6 - 59.1	700 - 1150	27.6 - 45.3
L	140	5.5	1160 - 1560	45.7 - 61.4	700 - 1500	27.6 - 59.1	700 - 1150	27.6 - 45.3

Table: approximate measurements – about 8 % shrinkage possible (products are not pre-washed)



SEGUFIX®-Chair Belt with Crotch Strap

Item 7256 / Item 7356 / Item 7456 (lock behind the back)

Intended use:

- to support and position patients in wheelchairs and other compatible chairs
- prevents the patient from sliding off of the seat
- physically restraining patients

Requirement:

- attaches behind the backrest with a lock

Consisting of:

- 1 SEGUFIX®-Chair Belt (lock behind the back)
- 2 SEGUFIX®-Locks
- 1 SEGUFIX®-Key

Sizes: S / M / L

Versions: basic version / f

Component part: item 7156
(locks and keys not included)



SEGUFIX®-Chair Belt with Crotch Strap – Select one of three locking systems:

Item 7256

Chair Belt with Crotch Strap
and Magnetic locking system black



Item 7356

Chair Belt with Crotch Strap
and Patent Twist locking system green



Item 7456

Chair Belt with Crotch Strap
and Push locking system





SEGUFIX®-Chair Belt with Thigh Straps

Item 7260 / Item 7360 / Item 7460 (snap lock behind the back)

Intended use:

- to support and position patients in wheelchairs and other compatible chairs
- prevents the patient from sliding off of the seat
- physically restraining patients

Requirement:

- attaches behind the backrest with a snap lock (capacity up to 70 kg)

Consisting of:

- 1 SEGUFIX®-Chair Belt with Thigh Straps (snap lock behind the back)
- 3 SEGUFIX®-Locks
- 1 SEGUFIX®-Key

Sizes: S / M / L

Versions: basic version / f

Component part: item 7160
(locks and keys not included)



SEGUFIX®-Chair Belt with Thigh Straps – Select one of three locking systems:

Item 7260

Chair Belt with Thigh Straps
and Magnetic locking system black



Item 7360

Chair Belt with Thigh Straps
and Patent Twist locking system green



Item 7460

Chair Belt with Thigh Straps
and Push locking system



Versions and
size guide
on page 42



Thigh girth		
Size	mm	inches
S	380 - 520	15.0 - 20.5
M	500 - 720	19.7 - 28.4
L	580 - 880	22.8 - 34.7

Table: approximate measurements –
about 8 % shrinkage possible
(products are not pre-washed)



SEGUFIX®-Chair Belt with Thigh Straps

Item 7266 / Item 7366 / Item 7466 (lock behind the back)

Intended use:

- to support and position patients in wheelchairs and other compatible chairs
- prevents the patient from sliding off of the seat
- physically restraining patients

Requirement:

- attaches behind the backrest with a lock

Consisting of:

- 1 SEGUFIX®-Chair Belt with Thigh Straps (behind the backrest with a lock)
- 4 SEGUFIX®-Locks
- 1 SEGUFIX®-Key

Sizes: S / M / L

Versions: basic version / f

Component part: item 7166
(locks and keys not included)



SEGUFIX®-Chair Belt with Thigh Straps – Select one of three locking systems:

Item 7266

Chair Belt with Thigh Straps
and Magnetic locking system black



Item 7366

Chair Belt with Thigh Straps
and Patent Twist locking system green



Item 7466

Chair Belt with Thigh Straps
and Push locking system





Wrist girth	
mm	inches
160 - 240	6.3 - 9.5

SEGUFIX®-Transport Hand Strap Velcro®

Item 7770

Intended use:

- to position the hands of patients on armrests of wheelchairs and other compatible chairs
- not a restraint (note: some jurisdictions consider Velcro® products as a restraint, should the patient not be able to remove them without help)

Consisting of:

- 1 SEGUFIX®-Transport Hand Strap Velcro®
(for one hand)



Ankle girth	
mm	inches
220 - 300	8.7 - 11.8

SEGUFIX®-Transport Foot Restraint Velcro®

Item 7780

Intended use:

- to position the feet of patients in wheelchairs and other compatible chairs
- not a restraint (note: some jurisdictions consider Velcro® products as a restraint, should the patient not be able to remove them without help)

Requirement:

- attaches to the wheel chair with a buckle lock
(girth: approx. 800 - 1000 mm / 31.5 - 39.4 inches)

Consisting of:

- 1 SEGUFIX®-Transport Foot Restraint Velcro®
(for both feet)



Table: approximate measurements - about 8 % shrinkage possible
(products are not pre-washed)



Ankle girth	
mm	inches
220 - 300	8.7 - 11.8

SEGUFIX®-Transport Foot Restraint

Item 7280 / Item 7380 / Item 7480

Intended use:

- to position the feet of patients in wheelchairs and other compatible chairs
- physically restraining patients

Requirement:

- attaches to the wheel chair with a lock
(girth: approx. 680 - 1120 mm / 26.8 - 44.1 inches)

Consisting of:

- 1 SEGUFIX®-Transport Foot Restraint (for both feet)
3 SEGUFIX®-Locks
1 SEGUFIX®-Key

Component part: item 7180 (for both feet)
(locks and keys not included)



SEGUFIX®-Transport Foot Restraint – Select one of three locking systems:

Item 7280

Transport Foot Restraint
and Magnetic locking system black



Item 7380

Transport Foot Restraint
and Patent Twist locking system green



Item 7480

Transport Foot Restraint
and Push locking system





Note:

Care instructions for sheepskin products see page 11



SEGUFIX®-Sheepskin Bed Cover

Item 8010

Features:

- skin-friendly
- compensates for changing temperatures
- quick absorption and dispersion of perspiration
- size: approx. 900 x 1800 mm / 35.4 x 70.9 inches

Consisting of:

1 SEGUFIX®- Sheepskin Bed Cover



SEGUFIX®-Sheepskin Wheelchair Cover

Item 8011

Features:

- skin-friendly
- compensates for changing temperatures
- quick absorption and dispersion of perspiration
- size: approx. 400 x 1000 mm / 15.8 x 39.4 inches

Consisting of:

1 SEGUFIX®- Sheepskin Wheelchair Cover



SEGUFIX®-Sheepskin Padding for SEGUFIX®-Standard

Item 8012

Compatible with:

- SEGUFIX®-Standard with Crotch Strap, see images left (page 16)
- SEGUFIX®-Standard with Thigh Straps (page 18)

Features:

- skin-friendly
- compensates for changing temperatures
- quick absorption and dispersion of perspiration



Consisting of:

1 SEGUFIX®- Sheepskin Padding for Standard

Sizes: S / M / L

(corresponding to the size of the SEGUFIX®-Standard)

Size	Length of Padding		Waist girth	
	mm	inches	mm	inches
S	960	37.8	520 - 820	20.5 - 32.3
M	1310	51.6	800 - 1200	31.5 - 47.2
L	1620	63.8	1160 - 1560	45.7 - 61.4



Example of use with SEGUFIX®-Magnetic locking system black



Table: approximate measurements



Interesting facts about medical sheepskins

Medical sheepskins are natural products which help to ensure a healthy and constant temperature. This gives a relaxing and revitalizing effect over the entire applied area.

Doctors recommend natural sheepskin especially for use with bedsores, allergies, neuralgia, nervousness, poor circulation, rheumatism, sciatica, back pain and limb pain.

Other positive qualities of natural sheepskin

- Immediate absorption of perspiration and seven times faster dispersion into air than synthetic materials. Body toxins secreted with perspiration are broken down.
- Sheepskins are a natural product and therefore have a self-cleaning effect.
- Natural sheepskin is at body temperature and never feels cold. Natural breathing of the patient's skin is ensured.
- Temperature balanced, suitable for summer and winter use.
- Non-static.



SEGUFIX®-Transport Bag

Item 8014

Intended use:

- to store several SEGUFIX® products on various hospital wards
- to protect SEGUFIX® products
- useful for transporting SEGUFIX® products, also great for in-house training

Features:

- separate pockets on each end
- handles and detachable carrying strap
- size: approx. 620 x 320 x 280 mm / 24.4 x 13.0 x 10.6 inches
- colour: black (white SEGUFIX® logo)

Consisting of:

1 SEGUFIX®-Transport-Bag



SEGUFIX®-Response Bag

Item 8015

Intended use:

- quick access for fast response
- protects SEGUFIX® products
- well arranged storage for your SEGUFIX®-sets
(e.g. 1 SEGUFIX®-Transport-System, 1 SEGUFIX®-Quick-Restraint-System etc.)
- space saver, several bags may be stacked for organized storage

Features:

- pockets for the SEGUFIX®-Manual and additional locks and keys etc.
- handle and detachable carrying strap
- bag is padded
- size: approx. 420 x 260 x 100 mm / 16.5 x 10.2 x 3.9 inches
- colour: red / black (white SEGUFIX® logo)

Consisting of:

1 SEGUFIX®-Response Bag (contents not included)



SEGUFIX®-Pull-up Line

Item 8016

Intended use:

- helps the patient to sit up in bed in an ergonomic manner, preventing damage to the spine

Total length: approx. 1600 mm / 63.0 inches

(approx. measurements – about 8 % shrinkage possible, products are not pre-washed)

Consisting of:

1 SEGUFIX®-Pull-up Line



Anti-Slide-Mat

Item 8017

Intended use:

- prevents weak patients from sliding off of their chair
- great for use on chairs, care chairs, wheelchairs, in bed, office chairs etc.
- allows for easy sliding in one direction, sliding in the other direction is prevented
- not for restless patients
- the Anti-Slide-Mat does not work when wet

Instructions for care:

- no detergent, no bleach
- may not be disinfected
- after washing the Anti-Slide-Mat must be completely dry before use to ensure proper function
- suitable for dryer (low temperatures)
- maximum tensile load: 150 kg
- size: approx. 370 x 430 mm / 14.6 x 17.0 inches

Consisting of:

1 Anti-Slide-Mat



SEGUFIX®-Laundry Net

Item 8022

Intended use:

- protects SEGUFIX® products during wash cycles

size: approx. 600 x 400 mm / 23.6 x 15.8 inches

Consisting of:

1 SEGUFIX®-Laundry Net
with integrated drawstring





For over 50 years of:

Competence

Experience

Quality

Dependability

Innovation

Copyright notice:

© SEGUFIX®-Bandagen, 2022

All rights reserved.

Reprints or distribution using electronic systems/media, in its entirety or in parts, with prior explicit authorization in writing only.

All requests concerning this must be directed at:
SEGUFIX®-Bandagen

Das Humane System GmbH & Co. KG
Allerbeeksring 33
21266 Jesteburg, Deutschland

The general business and delivery terms apply:
www.segufix.com/PDFs/AGBs/Terms_and_Conditions.pdf

Custom-made products on request.

Product specifications subject to change.

Deviations from pictures in colour and shape, errors and amendments excepted.

Velcro® is a registered trademark of Velcro® Industries B.V.

SEGUFIX® is a registered trademark of SEGUFIX®-Bandagen, Das Humane System GmbH & Co. KG.

SEGUFIX®-Bandagen

Das Humane System GmbH & Co. KG
P.O. Box 1142 · D-21262 Jesteburg
Allerbeeksring 33 · D-21266 Jesteburg
GERMANY

Phone: +49 (0) 4183 500-0
Fax: +49 (0) 4183 500-200
E-mail: export@segufix.de
www.segufix.com
www.segufix-shop.com

Edition 13 – 2022-07