

ORDER FORM - mechanical wheelchair
KURY

Completed and delivered order form is binding order for the production of mechanical KURY wheelchair.
Please, fill out questionnaire legibly and carefully! In case of doubt, please contact your dealer or directly the manufacturer.

RETAIL PRICE	
standard equipped wheelchair (•)	

Product registration (Evidence výrobku)	
Serial number (výrobní číslo)	
Other identification	

DEALER or USER	
Company	
User Identification	
Contact	address:
	country
	e-mail: <input type="text"/> phone: <input type="text"/>

SHIPPING		DATE of SHIPMENT:	
<input type="checkbox"/>	delivery provided by manufacturer	Product will be delivered by the manufacturer to the address provided by the customer.	shipping costs: <input type="text"/>
<input type="checkbox"/>	delivery provided by the customer	Shipping is organized by customer after the product is ready to deliver.	-

Form filled by:	date
	signature

Manufacturer only

Výrobek zkompletoval:	datum	Výstupní kontrola:	datum
	podpis		podpis

All measurements are in cm (if not specified by other way).

ZP_NIKOL_01/2024EN

Reset Form

Save Form

Print Form

THE BASIC USER PARAMETERS

MAX. LOAD CAPACITY 100 kg (including: user's weight, accessories, baggage etc.)	weight	kg
	height	cm
<input type="checkbox"/>	trained active user (interior and exterior use)	
<input type="checkbox"/>	beginner or a passive user with the assistance of accompanying persons	
<input type="checkbox"/>	leg amputation above the knee	
<input type="checkbox"/>	the requirement for a wheelchair's going through the door 60 cm (▶ for seat width max. 38 cm)	
<input type="checkbox"/>	prognosis of changes in user's body parameters in the future with regard to the construction of the wheelchair (change in weight, height, health condition)	

BASIC MEASUREMENT OF USER'S PARAMETERS

X	cm	parameter for seat depth <i>measurement: user's back > under (back) of knee</i>	<p>NIKOL 2</p>
Y1	cm	<i>measurement: foot > under (back) of knee</i> INCLUDING cushion! (Make sure what shoes used by the user usually.)	
P	cm	height of cushion (Consider of cushion squeeze.)	
Z1	cm	Height of seat edge in FRONT Without cushion! Cannot be Z1 ≤ Y2!	
Z2	cm	Height of seat edge in REAR Without cushion!	

V Accompaniment handles height from ground - FIXED ! = Z2 + height of backrest's textile part (see section 5) + 5 cm

CENTER OF GRAVITY SETTING - rear wheel axle position in the holder (If not choose, the position D2 will be done.)
 ↳ Center of gravity can be set by servis.

D

← active passive →

position D1 - active - recommended for active users with good stability and driving wheelchair control

position D2 - neutral and stable - suitable for stable drive control and for assistant person drive

position D2 - passive - difficult lifting-up of the front part of wheelchair for user and accompanying person, greater strain on the user's arms and shoulders

position D4 - prolonged holder - very passive position (e.g. for leg amputation); recommended too, if positioning backrest is used (▶ 4.5)

NOTES FOR MANUFACTURER (Note the limited options for individual adjustment and modification of wheelchair parts. To be consult with manufacturer.)

line	select.	item, part, parameters	pricing
1		frame	
1.1	<input type="checkbox"/>	typ NIKOL 1 type - standard rigid footrest	•
1.4	<input type="checkbox"/>	typ NIKOL 2 type - removable footrests	•

2	seat			
2.1	seat width	<input type="checkbox"/> 30 <input type="checkbox"/> 32 <input type="checkbox"/> 34 <input type="checkbox"/> 36 <input type="checkbox"/> 38 <input type="checkbox"/> 40 <input type="checkbox"/> 42		•
2.2	seat depth	<input type="checkbox"/> 28 <input type="checkbox"/> 30 <input type="checkbox"/> 32 <input type="checkbox"/> 34 <input type="checkbox"/> 36		•
2.3	seat height FRONT (parameter Z1)	<input type="checkbox"/> 44 <input type="checkbox"/> 46 (not for 175 mm castors) <input type="checkbox"/> 48 <input type="checkbox"/> 50	▶ without cushion!	•
2.4	seat height REAR (parameter Z2)	<input type="checkbox"/> 42 <input type="checkbox"/> 44 <input type="checkbox"/> 46		•
2.5	seat upholstery - fabric kortexin, color:	<input type="checkbox"/> black <input type="checkbox"/> violet <input type="checkbox"/> dark green <input type="checkbox"/> dark grey <input type="checkbox"/> red <input type="checkbox"/> blue		•
2.6	<input type="checkbox"/>	abductor wedge removable, adjustable ↳ use seat cushion recommended!	<input type="checkbox"/> small (w. 4,5 x d. 14 x h. 10 cm) <input type="checkbox"/> large (w. 10 x d. 16 x h. 12 cm)	▼

3	antidekubitus cushion			
3.1	<input type="checkbox"/>	antidecubitus cushion GEMINI SPIN	- to order GEMINI SPIN cushion, please fill specialized order form	▼
3.2	<input type="checkbox"/>	antidecubitus cushion GEMINI ALPHA	- memory foam, 5cm height, 3D textile fabric, anti-slip bottom, black color, according to seat dimension	▼


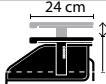

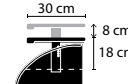

4	backrest - TYPE			
4.1	<input type="checkbox"/>	basic	- padded textile upholstery (kortexin), not adjustable (for choosing color → 6.1)	•
4.2	<input type="checkbox"/>	adjustable textile with straps	- fixing straps for backrest stiffness adjustment; padding - DOBBY cover (→ 6.2) or Air-Flow cover (→ 6.3)	▼
4.3	<input type="checkbox"/>	anatomic backrest GEMINI AZO	- to order, please fill specialized order form	▼
4.4	<input type="checkbox"/>	anatomic backrest GEMINI TWIN	- to order, please fill specialized order form GEMINI TWIN	▼
4.5	<input type="checkbox"/>	with adjustable backrest angle	- allows tilting of back in four angles: 10°, 20°, 30° and 40° - with BASIC backrest type (4.1) ONLY or with anatomic backrest AZO (4.3) and Gemini TWIN (4.4) ONLY - NOT for adjustable handles (→ 5.3, 5.4) - with mudguards with adjustable handle E04M only (→ see box 8.8)	▼

5	backrest FIXED - height			
		type of construction	upholstery height - take into account height of antidecubitus cushion	
5.1	<input type="checkbox"/>	fixed straight	<input type="checkbox"/> 26 <input type="checkbox"/> 28 <input type="checkbox"/> 30 <input type="checkbox"/> 32 <input type="checkbox"/> 34 <input type="checkbox"/> 36 <input type="checkbox"/> 38 <input type="checkbox"/> 40 <input type="checkbox"/> 42 <input type="checkbox"/> 45	•
5.2	<input type="checkbox"/>	fixed angled (8°)	<input type="checkbox"/> 26 <input type="checkbox"/> 28 <input type="checkbox"/> 30 <input type="checkbox"/> 32 <input type="checkbox"/> 34 <input type="checkbox"/> 36 <input type="checkbox"/> 38 <input type="checkbox"/> 40 <input type="checkbox"/> 42 <input type="checkbox"/> 45	•

5	backrest ADJUSTABLE HANDLES - height			
		type of construction	upholstery height - take into account height of antidecubitus cushion	
5.4	<input type="checkbox"/>	adjustable handles - straight	<input type="checkbox"/> 26 <input type="checkbox"/> 28 <input type="checkbox"/> 30 <input type="checkbox"/> 32 <input type="checkbox"/> 34 <input type="checkbox"/> 36 <input type="checkbox"/> 38 <input type="checkbox"/> 40 <input type="checkbox"/> 42 <input type="checkbox"/> 45	▼
5.5	<input type="checkbox"/>	adjustable handles - angled (8°)	<input type="checkbox"/> 34 <input type="checkbox"/> 36 <input type="checkbox"/> 38 <input type="checkbox"/> 40 <input type="checkbox"/> 42 <input type="checkbox"/> 45	
5.6	<input type="checkbox"/>	prolonged (higher) handle tube for adjust. handles		▼

6	backrest - UPHOLSTERY			
6.1	<input type="checkbox"/>	BASIC: kortexin fabric, padded; color:	<input type="checkbox"/> black <input type="checkbox"/> violet <input type="checkbox"/> dark green <input type="checkbox"/> dark grey <input type="checkbox"/> red <input type="checkbox"/> blue	
6.2	<input type="checkbox"/>	DOBBY cover - combination DOBBY padding black + kortexin fabric:	<input type="checkbox"/> black <input type="checkbox"/> red <input type="checkbox"/> blue	•
6.3	<input type="checkbox"/>	AirFLOW cover breathable, clr. combination: black + →	<input type="checkbox"/> green (1) <input type="checkbox"/> turquoise (2) <input type="checkbox"/> red (3) <input type="checkbox"/> yellow (4) <input type="checkbox"/> grey (5) <input type="checkbox"/> pink (6) <input type="checkbox"/> black (7) <input type="checkbox"/> dark blue (8) <input type="checkbox"/> beige (9) <input type="checkbox"/> ruby (10) <input type="checkbox"/> orange (11)	▼
6.4	<input type="checkbox"/>	backside pocket - 30 (w) x 20 (h) x 2 (d) cm		▼

7	headrest - additional, adjustable			
7.1	<input type="checkbox"/>	adjustable and fixing system of headrest (rack) - between handles of backrest tubes, can be used as handle		▼
7.2	<input type="checkbox"/>	small Gemini w. 25 cm, h. 14 c. d. 5 cm		
7.3	<input type="checkbox"/>	small flat (A = 13, B = 21 cm, C = 5 cm)		▼
7.4	<input type="checkbox"/>	large deep (A = 17, B = 25 cm, C = 10 cm)		

line	select.	item, part, parameters	specification	pricing
8 armrests (tilting and removable) / mudguards (fixed)				
				per pair
8.5	<input type="checkbox"/>	E11 high	 handle 24 cm, height 23,5 cm	•
8.4	<input type="checkbox"/>	E31 high	 handle 24 cm adjustable handle - height 17-21 cm	adjust for height: ▼
8.7	<input type="checkbox"/>	E04 mudguard, fixed	 ABS plastic	•
8.8	<input type="checkbox"/>	E04 M mudguard, fixed	 ABS plastic handle 30 cm adjustable handle - height 18-26 cm	adjust for height: ▼
8.9	<input type="checkbox"/>	E04 KAR mudguard, fixed	 CARBON fibre	▼

9 frame color (sides & cross construction, forks)				
9.2	<input type="checkbox"/>	basic	<input type="checkbox"/> glossy white (1) <input type="checkbox"/> white matt (24) <input type="checkbox"/> yellow (2) <input type="checkbox"/> red (3) <input type="checkbox"/> pink (5) <input type="checkbox"/> violet light (6) <input type="checkbox"/> blue (9) <input type="checkbox"/> glossy black (13) <input type="checkbox"/> black matt (26) <input type="checkbox"/> NAVI blue (29)	•
9.3	<input type="checkbox"/>	metallic (special)	<input type="checkbox"/> violet M (15) <input type="checkbox"/> Nivea blue (16) <input type="checkbox"/> red M (17) <input type="checkbox"/> anthracit M (18) <input type="checkbox"/> silver M (20) <input type="checkbox"/> green M (21) <input type="checkbox"/> KHAKI (28) <input type="checkbox"/> SPRING green (31)	▼
9 color package - set of parts				
9.4	<input type="checkbox"/>	rear wheels holders, forks	<input type="checkbox"/> white <input type="checkbox"/> black <input type="checkbox"/> red <input type="checkbox"/> blue <input type="checkbox"/> lime	▼

10 footplate				
10.1	<input type="checkbox"/>	one-piece	angle adjustable, adjust to: <input type="checkbox"/> 90° <input type="checkbox"/> 100° <input type="checkbox"/> other: °	•
10.2	<input type="checkbox"/>	divided aluminium (NIKOL type only)	angle adjustable, adjust to: <input type="checkbox"/> 90° <input type="checkbox"/> 100° <input type="checkbox"/> other: °	▼

11 castor wheels & forks				
11.4	<input type="checkbox"/>	PU 100 (4")	plastic black rim, black full tyre (PU)	•
11.1	<input type="checkbox"/>	PU 125 (5")		•
11.2	<input type="checkbox"/>	PU 150 (6")		•
11.5	<input type="checkbox"/>	ALPU 100 x 35 (4")	aluminum rim, black full tyre (PU)	▼
11.6	<input type="checkbox"/>	ALPU 125 x 35 (5")		<input type="checkbox"/> silver <input type="checkbox"/> black <input type="checkbox"/> red <input type="checkbox"/> blue
11.7	<input type="checkbox"/>	ALPU 150 x 35 (6") Frog Legs	3-spokes aluminum rim, black full tyre (PU)	<input type="checkbox"/> silver <input type="checkbox"/> black
11.8	<input type="checkbox"/>	comfort forks (with frame color - if not choose colore package 9.4)		▼

line	select.	item	specification	pricing
------	---------	------	---------------	---------

FULLY EQUIPPED REAR WHEELS - cannot change configuration!

12 BASIC				
12.1	<input type="checkbox"/>	24" complete wheel - basic	rim: 24" simple silver rim, 36 spokes tyres: FULL TYRE wide (PU 14) black hand rim: aluminium silver (anodised)	•
12 HIGHER EQUIPMENT / DESIGN WHEELS				
12.3	<input type="checkbox"/>	DYNAMIC COLOR	24 x 1"; Schwalbe MPE, hard anodised hand rim; black hub; colored spokes: spokes: <input type="checkbox"/> black <input type="checkbox"/> white <input type="checkbox"/> red <input type="checkbox"/> blue <input type="checkbox"/> lime	▼
12.4	<input type="checkbox"/>	CAMEL Black	24 x 1"; black rim, Schwalbe MPE tyre, hard anodised hand rim	▼
12.5	<input type="checkbox"/>	CAMEL Silver	24 x 1"; silver rim, Schwalbe MPE tyre, hard anodised hand rim	▼
12.6	<input type="checkbox"/>	EXTREME Light ONE	24 x 1", Schwalbe ONE tyre, black anod. hand rim, black rim, lightweight (1 080 g)	▼
12.7	<input type="checkbox"/>	COUNTRY offroad	24 x 1,95", offroad tyre, black anodised hand rim <input type="checkbox"/> drum brake ready hub	▼

REAR WHEELS TO ORDER - choose: rim + tyres + hand rim

12 kolo (vypletené kolo bez obutí, bez obruče)				
12.8	<input type="checkbox"/>	24" standard	24" simple silver rim, 36 spokes	•
12.9	<input type="checkbox"/>	24" standard - drum brake ready hub	24" simple silver rim, 36 spokes ► select ONLY if (drum) brakes for accompanist (13.4) are selected	▼
12.11	<input type="checkbox"/>	22" standard	22" simple silver rim, 36 spokes	•
12.12	<input type="checkbox"/>	22" standard - drum brake ready hub	22" simple silver rim, 36 spokes ► select ONLY if (drum) brakes for accompanist (13.4) are selected	▼
12.10	<input type="checkbox"/>	24" ultralight black TOP	24" black, double rim, black hub, 24 spokes ► FULL TYRE PU 12 (12.21) only	1630,00
12.13	<input type="checkbox"/>	one-hand wheel control: <input type="checkbox"/> right <input type="checkbox"/> left	24" black rim, driving shaft, incl. drive hand rim (black)	400,21

12 tyres					
PNEUMATIC Tyres					
12.14	<input type="checkbox"/>	PNEUMATIC black (Schwalbe RightRun)	24 x 1 or 22 x 1	Schwalbe RightRun Active black	▼
12.15	<input type="checkbox"/>	PNEUMATIC wide black	24 x 1 3/8 or 22 x 1 3/8	Rubena V69 Hook, standard, wide	▼
12.16	<input type="checkbox"/>	PNEUMATIC Schwalbe MPE	24 x 1 or 22 x 1	Marathon Plus Evolution, puncture proof	▼
12.17	<input type="checkbox"/>	PNEUMATIC Schwalbe RR black-blue	24 x 1	RightRun	▼
12.18	<input type="checkbox"/>	PNEUMATIC Schwalbe RR black-grey	24 x 1	RightRun	▼
12.19	<input type="checkbox"/>	PNEUMATIC Schwalbe RR black-red	24 x 1	RightRun	▼
12.20	<input type="checkbox"/>	PNEUMATIC Schwalbe ONE ultralight&slim	24 x 1	Schwalbe ONE, extreme light tyre	▼
FULL Tyres					
12.21	<input type="checkbox"/>	FULL TYRE slim (PU 12) black	24 x 1 or 22 x 1		▼
12.22	<input type="checkbox"/>	FULL TYRE wide (PU 14) black	24 x 1 3/8	► NOT with ultralight black rim 12.10	▼

12 hand rim (push rim)					
12.23	<input type="checkbox"/>	aluminium silver (anodised)	<input type="checkbox"/> 10 mm <input type="checkbox"/> 20 mm	24", 22"	▼
12.24	<input type="checkbox"/>	aluminium dark (hard anodised)	<input type="checkbox"/> 10 mm <input type="checkbox"/> 20 mm	24"	▼
12.25	<input type="checkbox"/>	rubberized	<input type="checkbox"/> 10 mm <input type="checkbox"/> 20 mm	24"	▼
12.26	<input type="checkbox"/>	stainless steel	<input type="checkbox"/> 10 mm <input type="checkbox"/> 20 mm	24"	▼
12.27	<input type="checkbox"/>	8 pins		24" ► with standard rim ONLY (12.8)	▼
12.44	<input type="checkbox"/>	12 pins		24" ► with standard rim ONLY (12.8)	▼
12.28	<input type="checkbox"/>	covered with leather	<input type="checkbox"/> 10 mm <input type="checkbox"/> 20 mm	24", leather type: thread color:	▼

13 brakes					
13.1	<input type="checkbox"/>	STANDARD straight brake lever			•
13.4	<input type="checkbox"/>	brakes FOR ACCOMPANIST (ASSISTANT) ► with standard rim only 12.9 or 12.12 or COUNTRY offroad wheel 12.7			▼

line	select.	item	pricing
14 accessories and special equipment			
14.1	<input type="checkbox"/>	anti-tipper (pair)	▼
14.2	<input type="checkbox"/>	double leg support belt (front and back) - adjustable, w. 45 mm, textile	▼
14.4	<input type="checkbox"/>	standard pump with clips	▼
14.5	<input type="checkbox"/>	pump with clips 8 ATM (greater pressure fill - Schwalbe MPE, Schwalbe RR etc.)	▼
14.6	<input type="checkbox"/>	hand compressor, wireless, charging battery	▼
14.7	<input type="checkbox"/>	removable pocket (under seat) (black fabric kortexin; buckle for locking of folding wheelchair included)	▼
14.8	<input type="checkbox"/>	buckle for locking of folding wheelchair	▼
14.9	<input type="checkbox"/>	silicone han drim covers 24" (pair) <input type="checkbox"/> black <input type="checkbox"/> blue <input type="checkbox"/> red <input type="checkbox"/> yellow <input type="checkbox"/> pink <input type="checkbox"/> green <input type="checkbox"/> violet	▼
14.11	<input type="checkbox"/>	rear wheel spoke guards BASIC (type A) (pair) <input type="checkbox"/> transparent (1) <input type="checkbox"/> black (2)	▼
14.12	<input type="checkbox"/>	rear wheel spoke guards DESIGNED (type B) (pair)	▼
		<input type="checkbox"/> rings (1) <input type="checkbox"/> night (2) <input type="checkbox"/> eyes (3) <input type="checkbox"/> wheel (4) <input type="checkbox"/> flower I (5) <input type="checkbox"/> flower II (6) <input type="checkbox"/> cascade red-blue (7) <input type="checkbox"/> cascade turquoise (8) <input type="checkbox"/> violet spiral (9) <input type="checkbox"/> blue spiral (10)	
14.13	<input type="checkbox"/>	rear wheel spoke guards DESIGNED (type C)	▼
		<input type="checkbox"/> floral (1) <input type="checkbox"/> skulls (2) <input type="checkbox"/> strip (3) <input type="checkbox"/> children (4) <input type="checkbox"/> letters (5) <input type="checkbox"/> compass (6) <input type="checkbox"/> spectrum (7) <input type="checkbox"/> flames (8) <input type="checkbox"/> gold wheel (9) <input type="checkbox"/> balloons (10) <input type="checkbox"/> blue sparkle (11)	
14.14	<input type="checkbox"/>	rear wheel spoke guards OWN-DESIGNED (pair) - user's own picture or photo will be print onto rear wheel spoke guards	▼
14.15	<input type="checkbox"/>	original backrest embroidery - price will be calculated according to the range of work	▼
14.16	<input type="checkbox"/>	terapeutic tray-table basic (transparent) - polycarbonate 8mm, raised edge, folded, removable	▼
14.17	<input type="checkbox"/>	terapeutic tray-table with printed surface ▶ to attach ONLY on the armrests with adjustable handle (see part 8)	▼
15 fixing and positioning accessories Addigy line			
15.1	<input type="checkbox"/>	AD 10 Abdominal fixing belt low universal size: 8 x 48 cm	▼
15.2	<input type="checkbox"/>	AD 11 Abdominal fixing belt for chair high <input type="checkbox"/> size 0 (12,5 x 40 cm) <input type="checkbox"/> size 1 (16,5 x 56 cm)	▼
15.3	<input type="checkbox"/>	AD 11 E Abdominal fixing belt for chair, narrow version upholstered part: 12,5 x 56 cm	▼
15.4	<input type="checkbox"/>	AD 12 Perineal fixing belt for chair <input type="checkbox"/> size 0 (12,5 x 40 cm) <input type="checkbox"/> size 1 (16,5 x 56 cm)	▼
15.5	<input type="checkbox"/>	AD 13 Torso fixing belt <input type="checkbox"/> size 0 (12,5 x 40 cm) <input type="checkbox"/> size 1 (16,5 x 56 cm)	▼
15.6	<input type="checkbox"/>	AD 14 Torso and pelvis fixing belt <input type="checkbox"/> size 0 (12,5 x 40 cm) <input type="checkbox"/> size 1 (16,5 x 56 cm)	▼
15.7	<input type="checkbox"/>	AD 18 Standard vest for chair <input type="checkbox"/> size 0 <input type="checkbox"/> size 1	▼
15.8	<input type="checkbox"/>	ADX 1 (pár) Foot support for wheelchair (appl. to footplate) <input type="checkbox"/> size 0 <input type="checkbox"/> size 1	▼
15.9	<input type="checkbox"/>	ADX 2 (pár) Foot belt - ankles strips <input type="checkbox"/> size 0 <input type="checkbox"/> size 1	▼
15.10	<input type="checkbox"/>	ADX 18 Universal elastic band (neoprene) size: 7,5 x 150 cm	▼
15.11	<input type="checkbox"/>	ADX 20 Pelvic/abdominal fixing belt <input type="checkbox"/> size 0 width 18-28 <input type="checkbox"/> size 1 width 23-38	▼
15.12	<input type="checkbox"/>	ADX 22 / <input type="checkbox"/> ADX 22C Trunk Support with zip <input type="checkbox"/> size 0 shoulders 33-43 <input type="checkbox"/> size 1 shoulders 43-53	▼
15.13	<input type="checkbox"/>	ADX 23 / <input type="checkbox"/> ADX 23C Shoulder Harness <input type="checkbox"/> size 0 shoulders 33-43 <input type="checkbox"/> size 1 shoulders 43-53	▼
15.14	<input type="checkbox"/>	ADX 30 Abduction support <input type="checkbox"/> size 0 20-35 cm <input type="checkbox"/> size 1 30-45	▼
15.15	<input type="checkbox"/>	ADX 4PE 4 point pelvic fixing belt <input type="checkbox"/> size 0 w. thighs 18-28 <input type="checkbox"/> size 0 w. thighs 23-38	▼