

ORDER FORM - mechanical wheelchair



Completed and delivered order form is binding order for the production of mechanical KURY wheelchair.
Please, fill out questionnaire legibly and carefully! In case of doubt, please contact your dealer or directly the manufacturer.

RETAIL PRICE	
standard equipped wheelchair (•)	

Product registration	
Serial number	
Other identification	

DEALER or USER	
Company	
User Identification	
Contact	address:
	country
e-mail:	phone:

SHIPPING		DATE of SHIPMENT:	
<input type="checkbox"/>	delivery provided by manufacturer	Product will be delivered by the manufacturer to the address provided by the customer.	shipping costs:
<input type="checkbox"/>	delivery provided by the customer	Shipping is organized by customer after the product is ready to deliver.	-

Form filled by:	date
	signature

Manufacturer only

Výrobek zkompletoval:	datum	Výstupní kontrola:	datum
	podpis		podpis

All measurements are in cm (if not specified by other way).

ZP_PK 01/2024EN

Reset Form

Save Form

Print Form

THE BASIC USER PARAMETERS

MAX. LOAD CAPACITY 80 kg

(including: user's weight, accessories, baggage etc.)

weight

kg

height

cm

- trained active user (interior and exterior use)
- beginner or a passive user with the assistance of accompanying persons
- prognosis of changes in user's body parameters in the future with regard to the construction of the wheelchair (change in weight, height, health condition)

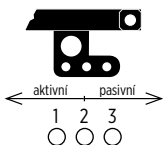
BASIC MEASUREMENT OF USER'S PARAMETERS

X	cm	measurement: user's back > under (back) of knee	
Y	cm	measurement: foot > under (back) of knee INCLUDING cushion! (Make sure what shoes used by the user usually.)	
P	cm	height of cushion (Consider of cushion squeeze.)	
Z1	cm	Height of seat edge in FRONT WITHOUT cushion! Cannot be Z1 ≤ Y2!	
Z2	cm	Height of seat edge in REAR WITHOUT cushion!	

CENTER OF GRAVITY SETTING - rear wheel axle position in the holder (If not choose, the position D2 will be done.)

↳ Center of gravity can be set by servis.


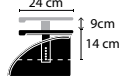
D



- position D1 - active** recommended for active users with good stability and driving wheelchair control
- position D2 - neutral and stable** suitable for stable drive control and for assistant person drive
- position D3 - passive** difficult lifting-up of the front part of wheelchair for user and accompanying person, greater strain on the user's arms and shoulders

NOTES FOR MANUFACTURER (Note the limited options for individual adjustment and modification of wheelchair parts. To be consult with manufacturer.)

line	select.	item, part, parameters	pricing
2 seat			
2.1		seat width <input type="checkbox"/> 26 <input type="checkbox"/> 28 <input type="checkbox"/> 30 <input type="checkbox"/> 32 <input type="checkbox"/> 34	•
2.2		seat depth <input type="checkbox"/> 22 <input type="checkbox"/> 24 <input type="checkbox"/> 26 <input type="checkbox"/> 28 <input type="checkbox"/> 30 <input type="checkbox"/> 32	•
2.3		seat height FRONT (parameter Z1) <input type="checkbox"/> 42 <input type="checkbox"/> 43 <input type="checkbox"/> 44 <input type="checkbox"/> 45	▶ without cushion!
2.4		seat height REAR (parameter Z2) <input type="checkbox"/> 42 <input type="checkbox"/> 43 <input type="checkbox"/> 44 <input type="checkbox"/> 45	
2.5		seat upholstery - fabric kortexin, color: <input type="checkbox"/> black <input type="checkbox"/> red <input type="checkbox"/> blue	•
2.6	<input type="checkbox"/>	abductor wedge removable, adjustable ↳ use seat cushion recommended!	<input type="checkbox"/> small (w. 4,5 x d. 14 x h. 10 cm) <input type="checkbox"/> large (w. 10 x d. 16 x h. 12 cm)
3 antidekubitus cushion			
3.1	<input type="checkbox"/>	antidecubitus cushion GEMINI SPIN	- to order GEMINI SPIN cushion, please fill specialized order form
3.2	<input type="checkbox"/>	antidecubitus cushion GEMINI ALPHA	- memory foam, 5 cm height, 3D textile fabric, anti-slip bottom, black color, according to seat dimension
4 backrest - TYPE			
4.2	<input type="checkbox"/>	adjustable textile with straps	- fixing straps for backrest stiffness adjustment; padding - DOBBY cover (→ 6.2) or Air-Flow cover (→ 6.3)
4.3	<input type="checkbox"/>	anatomic backrest GEMINI AZO	- to order, please fill specialized order form
4.4	<input type="checkbox"/>	anatomic backrest GEMINI TWIN	- to order, please fill specialized order form GEMINI TWIN
5 backrest ADJUSTABLE HANDLES - height			
		construction	upholstery height - remember to include cushion height (!)
5.4	<input type="checkbox"/>	adjustable handles - straight	<input type="checkbox"/> 26 <input type="checkbox"/> 28 <input type="checkbox"/> 30 <input type="checkbox"/> 32 <input type="checkbox"/> 34 <input type="checkbox"/> 36 <input type="checkbox"/> 38 <input type="checkbox"/> 40 <input type="checkbox"/> 42 <input type="checkbox"/> 45
5.5	<input type="checkbox"/>	adjustable handles - angled (8°)	<input type="checkbox"/> 34 <input type="checkbox"/> 36 <input type="checkbox"/> 38 <input type="checkbox"/> 40 <input type="checkbox"/> 42 <input type="checkbox"/> 45
5.6	<input type="checkbox"/>	prolonged (higher) handle tube for adjust. handles	•
6 backrest - UPHOLSTERY			
6.2	<input type="checkbox"/>	DOBBY cover (for 4.2 only): DOBBY padding black + kortexin fabric:	<input type="checkbox"/> black <input type="checkbox"/> red <input type="checkbox"/> blue
6.3	<input type="checkbox"/>	AirFLOW cover (for 4.2 only): breathable, clr. combination: black + →	<input type="checkbox"/> green (1) <input type="checkbox"/> turquoise (2) <input type="checkbox"/> red (3) <input type="checkbox"/> yellow (4) <input type="checkbox"/> grey (5) <input type="checkbox"/> pink (6) <input type="checkbox"/> black (7) <input type="checkbox"/> dark blue (8) <input type="checkbox"/> beige (9) <input type="checkbox"/> ruby (10) <input type="checkbox"/> orange (11)

line	select.	item, part, parameters	specification	pricing
8 armrests (tilting and removable) / mudguards (fixed) per pair				
8.10	<input type="checkbox"/>	E04 PIKO mudguard, fixed	 ABS plastic	•
8.11	<input type="checkbox"/>	E04 M PIKO mudguard, fixed	 ABS plastic handle 24 cm adjustable handle - height 14-23 cm	adjust for height: ▼

9 frame color (sides & cross construction, forks)				
9.2	<input type="checkbox"/>	basic	<input type="checkbox"/> glossy white (1) <input type="checkbox"/> white matt (24) <input type="checkbox"/> yellow (2) <input type="checkbox"/> red (3) <input type="checkbox"/> pink (5) <input type="checkbox"/> violet light (6) <input type="checkbox"/> blue (9) <input type="checkbox"/> glossy black (13) <input type="checkbox"/> black matt (26) <input type="checkbox"/> NAVI blue (29)	•
9.3	<input type="checkbox"/>	metallic (special)	<input type="checkbox"/> violet M (15) <input type="checkbox"/> Nivea blue (16) <input type="checkbox"/> red M (17) <input type="checkbox"/> anthracit M (18) <input type="checkbox"/> silver M (20) <input type="checkbox"/> green M (21) <input type="checkbox"/> KHAKI (28) <input type="checkbox"/> SPRING green (31)	▼
9 color package - set of parts				
9.4	<input type="checkbox"/>	rear wheels holders, forks	<input type="checkbox"/> white <input type="checkbox"/> black <input type="checkbox"/> red <input type="checkbox"/> blue <input type="checkbox"/> lime	▼

10 footplate				
10.1	•	one-piece aluminium	angle adjustable, adjust to: <input type="checkbox"/> 90° <input type="checkbox"/> 100° <input type="checkbox"/> other: °	•

11 castor wheels & forks				
11.4	<input type="checkbox"/>	PU 100 (4")	plastic black rim, black full tyre (PU)	•
11.1	<input type="checkbox"/>	PU 125 (5")		•
11.2	<input type="checkbox"/>	PU 150 (6")		•
11.5	<input type="checkbox"/>	ALPU 100 x 35 (4")	aluminum rim, black full tyre (PU)	▼
11.6	<input type="checkbox"/>	ALPU 125 x 35 (5")		<input type="checkbox"/> silver <input type="checkbox"/> black <input type="checkbox"/> red <input type="checkbox"/> blue
11.7	<input type="checkbox"/>	ALPU 150 x 35 (6") Frog Legs	3-spokes aluminum rim, black full tyre (PU)	<input type="checkbox"/> silver <input type="checkbox"/> black

line	select.	item, part, parameters	specification	pricing
------	---------	------------------------	---------------	---------

REAR WHEELS TO ORDER - choose: rim + tyres + hand rim

12 rim 20"				
12.33	<input type="checkbox"/>	20" standard	20" simple rim, 24 spokes	•
12.34	<input type="checkbox"/>	20" standard - drum brake ready hub	20" silver rim, 36 spokes ▶ select if (drum) brakes for accompanist (13.5) are selected	▼
12 tyres for 20" wheels				
12.35	<input type="checkbox"/>	PNEUMATIC wide black	20 x 1 3/8"	•
12.36	<input type="checkbox"/>	PNEUMATIC black	20 x 1"	▼
12.37	<input type="checkbox"/>	PNEUMATIC Schwalbe ONE ultralight&slim	20 x 0,9"	▼
12.38	<input type="checkbox"/>	FULL TYRE slim (PU 12) black	20 x 1"	▼
12.38			Schwalbe ONE, extreme light tyre	
12 hand rim (push rim) for 20" wheels				
12.39	<input type="checkbox"/>	aluminium silver (anodised)	<input type="checkbox"/> 10 mm <input type="checkbox"/> 20 mm	20" •
12.40	<input type="checkbox"/>	stainless steel	<input type="checkbox"/> 10 mm <input type="checkbox"/> 20 mm	20" ▼
12.41	<input type="checkbox"/>	covered with leather	<input type="checkbox"/> 10 mm <input type="checkbox"/> 20 mm	20", leather type: thread color: ▼

FULLY EQUIPPED REAR WHEELS - cannot change configuration!

12 fully equipped (rim + hand rim + tyre)				
12.43	<input type="checkbox"/>	KID Light BLACK & WHITE	20 x 0,9 ", Schwalbe ONE tyre, black anodised hand rim, white rim and hub, black spokes	▼

13 brakes				
13.1	<input type="checkbox"/>	STANDARD straight brake lever		•
13.3	<input type="checkbox"/>	COMPACT brakes		▼
13.4	<input type="checkbox"/>	brakes FOR ACCOMPANIST (ASSISTANT) ▶ with standard rim only 12.34		▼

line	select.	item, part, parameters	pricing
14		accessories and special equipment	
14.1	<input type="checkbox"/>	anti-tipper (folded, pair)	▼
14.2	<input type="checkbox"/>	double leg support belt (front and back) - adjustable, w. 45mm, textile	▼
14.3	<input type="checkbox"/>	carbon plug of front fork (pair)	▼
14.4	<input type="checkbox"/>	standard pump with clips	▼
14.5	<input type="checkbox"/>	pump with clips 8 ATM (greater pressure fill - Schwalbe MPE, Schwalbe RR etc.)	▼
14.6	<input type="checkbox"/>	hand compressor, wireless, charging battery	▼
14.18	<input type="checkbox"/>	silicone hand rim covers 20" (pair) <input type="checkbox"/> black <input type="checkbox"/> blue <input type="checkbox"/> red <input type="checkbox"/> yellow <input type="checkbox"/> pink <input type="checkbox"/> green <input type="checkbox"/> violet	▼
14.19	<input type="checkbox"/>	rear wheel spoke guards BASIC (type A) 20" (pair) <input type="checkbox"/> transparent (1) <input type="checkbox"/> black (2) <input type="checkbox"/> white (3)	▼
14.20	<input type="checkbox"/>	rear wheel spoke guards DESIGNED (type B) 20" (pair) <input type="checkbox"/> rings (1) <input type="checkbox"/> night (2)	▼
14.21	<input type="checkbox"/>	rear wheel spoke guards DESIGNED (type C) 20" (pair) <input type="checkbox"/> floral (1) <input type="checkbox"/> skulls (2) <input type="checkbox"/> strip (3) <input type="checkbox"/> children (4) <input type="checkbox"/> letters (5) <input type="checkbox"/> compass (6) <input type="checkbox"/> spectrum (7) <input type="checkbox"/> flames (8) <input type="checkbox"/> gold wheel (9) <input type="checkbox"/> balloons (10) <input type="checkbox"/> blue sparkle (11)	▼
14.22	<input type="checkbox"/>	rear wheel spoke guards OWN-DESIGNED 24" (pair) - user's own picture or photo will be print onto rear wheel spoke guards	▼
14.15	<input type="checkbox"/>	original backrest embroidery - price will be calculated according to the range of work	▼
14.16	<input type="checkbox"/>	terapeutic tray-table basic (transparent) - polycarbonate 8mm, raised edge, folded, removable	▼
14.17	<input type="checkbox"/>	terapeutic tray-table with printed surface ▶ to attach ONLY on the armrests with adjustable handle (see part 8)	▼

15		fixing and positioning accessories Addigy line	
15.1	<input type="checkbox"/>	AD 10 Abdominal fixing belt low universal size: 8 x 48 cm	▼
15.2	<input type="checkbox"/>	AD 11 Abdominal fixing belt for chair high <input type="checkbox"/> size 0 (12,5 x 40 cm) <input type="checkbox"/> size 1 (16,5 x 56 cm)	▼
15.3	<input type="checkbox"/>	AD 11 E Abdominal fixing belt for chair, narrow version polstrovaná část: 12,5 x 56 cm	▼
15.4	<input type="checkbox"/>	AD 12 Perineal fixing belt for chair <input type="checkbox"/> size 0 (12,5 x 40 cm) <input type="checkbox"/> size 1 (16,5 x 56 cm)	▼
15.5	<input type="checkbox"/>	AD 13 Torso fixing belt <input type="checkbox"/> size 0 (12,5 x 40 cm) <input type="checkbox"/> size 1 (16,5 x 56 cm)	▼
15.6	<input type="checkbox"/>	AD 14 Torso and pelvis fixing belt <input type="checkbox"/> size 0 (12,5 x 40 cm) <input type="checkbox"/> size 1 (16,5 x 56 cm)	▼
15.7	<input type="checkbox"/>	AD 18 Standard vest for chair <input type="checkbox"/> size 0 <input type="checkbox"/> size 1	▼
15.8	<input type="checkbox"/>	ADX 1 (pár) Foot support for wheelchair (appl. to footplate) <input type="checkbox"/> size 0 <input type="checkbox"/> size 1	▼
15.9	<input type="checkbox"/>	ADX 2 (pár) Foot belt - ankles strips <input type="checkbox"/> size 0 <input type="checkbox"/> size 1	▼
15.10	<input type="checkbox"/>	ADX 18 Universal elastic band (neoprene) size: 7,5 x 150 cm	▼
15.11	<input type="checkbox"/>	ADX 20 Pelvic/abdominal fixing belt <input type="checkbox"/> size 0 width 18-28 <input type="checkbox"/> size 1 width 23-38	▼
15.12	<input type="checkbox"/>	ADX 22 / <input type="checkbox"/> ADX 22C Trunk Support with zip <input type="checkbox"/> size 0 shoulders 33-43 <input type="checkbox"/> size 1 shoulders 43-53	▼
15.13	<input type="checkbox"/>	ADX 23 / <input type="checkbox"/> ADX 23C Shoulder Harness <input type="checkbox"/> size 0 shoulders 33-43 <input type="checkbox"/> size 1 shoulders 43-53	▼
15.14	<input type="checkbox"/>	ADX 30 Abduction support <input type="checkbox"/> size 0 20-35 cm <input type="checkbox"/> size 1 30-45	▼
15.15	<input type="checkbox"/>	ADX 4PE 4 point pelvic fixing belt <input type="checkbox"/> size 0 w. thighs 18-28 <input type="checkbox"/> size 0 w. thighs 23-38	▼