

# Toilet seat cushion

Model 3010502


---

## Assembly- / user manual

---

### MEANING OF THE APPLIED MARKERS

Safety instructions with a coloured background are mandatory and need to be observed under any circumstance!

-  This symbol indicates tips and recommendations.
- [ ] Reference to a picture number.
- ( ) Reference to a function element within a picture.


### INTRODUCTION

Read and observe this manual before first operation.

Children and adolescents should read this document if necessary together with their parents or a supervisor or accompanying person before first use.


Your specialist dealer should also introduce you into the use of your toilet seat cushion.

This operating- / user manual is to help you get accustomed to the handling of your toilet seat cushion as well as to prevent accidents.

-  Please note that the illustrated equipment variants can deviate from your model.

Users with visual impairments can find the PDF-files together with further information on our website:

< [www.meyra.com](http://www.meyra.com) >.

-  Contact your specialist dealer when required.

Alternatively users with visual impairments can have the documentation read out by a helper.

Inform yourself regularly about product safety and possible recalls of our products in the < *Information center* > on our website:

< [www.meyra.com](http://www.meyra.com) >.

We have developed a product that fulfils the technical and legal requirements of medical devices. For information about a severe accident that can still not be ruled out completely, please use our E-mail address < [info@meyra.de](mailto:info@meyra.de) > and inform the responsible governmental agency of your country.

### LIST OF MODELS

This assembly- / user manual is valid for following models:

Model 3010502 Toilet seat cushion

## **INDICATIONS / CONTRAINDICATIONS**

In case of allergic reactions, rashes and/or pressure sores during use of the toilet seat cushion contact a doctor immediately.

The toilet seat cushion serves for independent conducting of the toilet procedure for people with pressure sensitivity, resp. sensitive skin especially when due to the basic illness the procedure requires considerably longer time spans (limitations when sitting on hard surfaces).

The toilet seat cushion may not be used in cases of:

- Inability to sit.
  - Insufficient eyesight.
  - Loss of limbs on arms and legs.
  - Uncontrollable balance- resp. motion disorders.
- 🗨️ Please ask your doctor, therapist or specialist dealer to these and possible other risks in combination with this product.

## **ACCEPTANCE**

All products are checked for faults in the factory and packed in special boxes.

- 🗨️ However, we request that you check the toilet seat cushion for possible transport damage immediately on receipt – preferably in the presence of the carrier.
- 🗨️ The packaging of the toilet seat cushion should be stored for a further transport that might become necessary.

## **INTENDED PURPOSE**

The toilet seat cushion serves to ease the use of the toilet.

## **USE**

The toilet seat cushion serves people with sensitive skin with still sufficient sitting ability as an ease when using the restroom.

With its special integrated bulge the toilet seat cushion can be laced on most, common toilet seats.

## **COMBINATION WITH MAN- UFACTURER FOREIGN PRODUCTS**

Any combination of your toilet seat cushion with components not supplied by us generally constitutes an amendment to your folding shower seat. Please inquire with us if there is a valid combination clearance/release.

## **REINSTALLMENT**

Your toilet seat cushion is suited for reinstallation. Before reimplementation the toilet seat cushion is to undergo complete inspection.

- 🗨️ Hygienical measures required for reinstallation are to be carried out according to a validated hygienic plan and must include disinfection.

Depending on the maintenance result it can be reinstalled several times.

## LIFE SPAN

We expect an average life span of about 4 years for this toilet seat cushion, as far as the bathboard is applied for its designated purpose and all maintenance and service guidelines.

The life span of your toilet seat cushion depends upon the frequency of use, the application environment and care.

☞ The indicated lifespan does not constitute additional guarantee.

## SCOPE OF DELIVERY

- (1) 1x Toilet seat cushion
- 1x Assembly and user manual

## USER MANUAL

### Safety information

Do not stand on the toilet seat cushion with your feet.

When placing the seat, take care that your hands are not between the seat cushion and toilet seat. – Danger of jamming!

Before use make sure that the toilet seat cushion is functional. – Danger of accidents!

Do not touch the toilet seat cushion with hot objects or place it near hot sources. – Danger of burns.

Observe that during use the toilet seat cushion is only placed onto the toilet seat.

Have a damaged toilet seat cushion replaced by your specialist dealer immediately.

In case of direct exposure to heat rays (sunlight, heat sources etc.) the toilet seat cushion can heat up to temperatures above 41 °C.

– Contact with exposed skin can result in injury!

MEYRA cannot warrant in the sense of product liability, for damages that are caused by unattended children in combination with the toilet seat cushion!

Your toilet seat cushion may contain flammable materials.

Smoking while using the toilet seat cushion is forbidden.

In order to prevent the risk of falling we recommend to additionally mount handgrips.

### Use

For use of the toilet seat cushion lift the toilet lid first.

Afterwards place the toilet seat cushion evenly onto the toilet seat and press the ridge as far as possible toward the front edge of the toilet seat.

☞ Ensure that the complete surface of the toilet seat cushion lies on the toilet seat.  
– Danger of accidents.

After use lift the toilet seat cushion from the toilet seat and store safely.

## CLEANING

The foam parts are attacked through non-ionic tensides as well as solvents and especially alcohol.

The toilet seat cushion is not suited for cleaning in washing machines!

For cleaning it is recommended to use soap-solution. The detergent should in any case have a PH-value of no less than 6 (neutral cleanser).

## DISINFECTION

If the toilet seat cushion is used by more than one person (for example in a care centre), the use of a commercial disinfectant is mandatory.

- ☞ The toilet seat cushion is to be cleaned before disinfection.
- ☞ A spray- or wiping disinfection is permitted with tested and accredited disinfectants.

You can get information on tested and permitted disinfectants and procedures at your national facility for health protection.

- ☞ During the use of disinfectants it can happen that surfaces might be affected in such a fashion that the long term functionality of parts can be limited.
- ☞ In doing so the manufacturers instructions are to be observed.

## REPAIRS

Repairs are generally to be carried out by a specialist dealer.

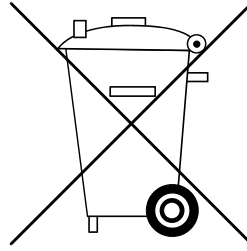
### Repairs

Trustingly contact your specialist dealer for maintenance work. He has been introduced to the maintenance.

### Customer Service

In case you have any questions or need help please contact your specialist dealer who can assume counselling, customer service and repairs.

## DISPOSAL



The disposal must comply with the respective national law.

Please enquire about local disposal arrangements at your municipal authority.

## MAINTENANCE

Incorrect or neglected cleaning and maintenance of the toilet seat cushion results in a limitation of the product liability.

### Maintenance

The following maintenance instruction gives you a guide for carrying out the maintenance work.

- ☞ The maintenance plan does not give information about the actual extent of work required on the toilet seat cushion.

## Maintenance schedule

WHEN	WHAT	REMARK
<b>Before use</b>	<b>Ensure that the toilet seat cushion rests completely on the toilet seat.</b>	Carry out the test yourself or by a helper.
<b>After use</b>	<b>Cleaning</b>	Carry out the cleaning by yourself or by an aid.
<b>Every 6 months</b> (depending on frequency of use)	<b>Check the toilet seat cushion for damages / check for signs of wear.</b>	Carry out the test yourself or by a helper.
<b>Manufacturer recommendation:</b> Every 12 months (depending on frequency of use)	Safety inspection	To be carried out by the specialist dealer.

## TECHNICAL DATA

All data given in the < *Technical data* > refers to the standard version.

Dimensional tolerance  $\pm 15$  mm,  $\pm 2^\circ$ .

### Applied norms

The toilet seat cushion has been tested in correspondence to the norm ISO 17966: 2016.

### Data according to ISO for model 3011502, Toilet seat cushion

Width	380 mm
Depth	430 mm
Raising the seat	35 mm
max. user weight	130 kg
Weight	1.1 kg
Material	PU soft foam
Ambient temperature	+10 °C to + 80 °C
Storage temperature	-40 °C to + 80 °C

### Type plate

The type plate is located at the bottom of the toilet seat cushion.

## Meaning of the symbols on the type plate



Manufacturer



Order number



Serial number



Production date



Permitted user weight



Observe the operating manual



Medical device

antee section and the there included information on model description, delivery note number with delivery date and serial number (SN).

The serial number (SN) can be read off of the type plate.

Precondition for the acceptance of liability in any case is the intended use of the product, the use of original spare parts by authorised dealers as well as maintenance and inspections in regular intervals.

Guaranty is not granted for surface damages, tyres of the wheels, damages due to loosened screws or nuts as well as worn out attachment holes due to frequent assembly work.

This user manual as a part of the product is to be handed out in case of a change of user or owner.

For evaluation of our products you can use our < *Information center* > sector < *PMS* > on our website < [www.meyra.com](http://www.meyra.com) >.

We reserve the right to make technical improvements.

## WARRANTY / GUARANTEE

Failure to observe the instructions in the user manual, improperly carried out maintenance work and, especially, technical changes and additions (add-ons) carried out without our prior consent will lead to a general loss of guarantee and product liability.

National warranty- / guarantee conditions between you and your specialist dealer can vary from the conditions mentioned in this chapter.

We accept legal liability for this product within the scope of or general terms and conditions and warranty and in certain cases other verbal resp. agreed upon guarantees. For warranty and guarantee demands please contact your specialist dealer with following Warranty/Guar-

## Warranty / Guarantee section

Please fill out! Copy if necessary and send the copy to the specialist dealer.

# Warranty / Guarantee

Model designation:

Delivery note no.:

SN (view type plate):

Date of delivery:

Stamp of the specialist dealer:



This product is conform with the EC-Directive 93/42 EEC and fulfils the requirements of the from May 25th 2021 valid regulation (EC) 2017/745 for medical devices.