

Q50 R carbon

Travel lighter with the 14.5 kg
carbon folding powerchair.



AIR TRAVEL APPROVED*



LONG-HAUL GETAWAYS. FAMILY BREAKS. THE DAILY COMMUTE.

Whatever your destination, the **Q50 R Carbon** is your perfect travelling partner. Weighing a mere **14.5 kg** (without batteries) and fabricated from premium carbon fibre, take a load off your mind (and your arms) knowing that this is an effortless powerchair to lift. Foldable in seconds, it stores snugly away in the tightest of places - and all without removing the battery. Plus, it packs the robust and reliable QUICKIE performance to get you from A-B (or even A-Z with its extended **24 km** range). And with 5 eye-catching accent colours, why not bring a touch of style to wherever you go too?



Scan the QR code with your phone's camera to watch video.

* Individual airlines have differing requirements relative to transport of products with Li-Ion batteries. Prior to arranging any air travel with the wheelchair, please confirm with your airline or carrier that they accept battery-powered vehicles under UN classification: UN3171. Please refer to the owners manual for further details.



DESIGN

CARBON. LIGHT, BUT INCREDIBLY STRONG.

In fact, some of the lightest things on Earth are made of it, including the Q50 R Carbon. Completely alluring. Completely arresting. And weighing just 14.5 kg, its shock value is more than skin deep. Its carbon frame can naturally flex over uneven surfaces, providing unique shock-absorbing characteristics to deliver one of the smoothest, most efficient rides around.

136 KG

MAXIMUM USER WEIGHT

The Q50 R Carbon doesn't just weigh less thanks to its incredibly strong carbon fibre design, but it can also support a maximum user weight of up to **136 kg!**



TRANSPORTATION

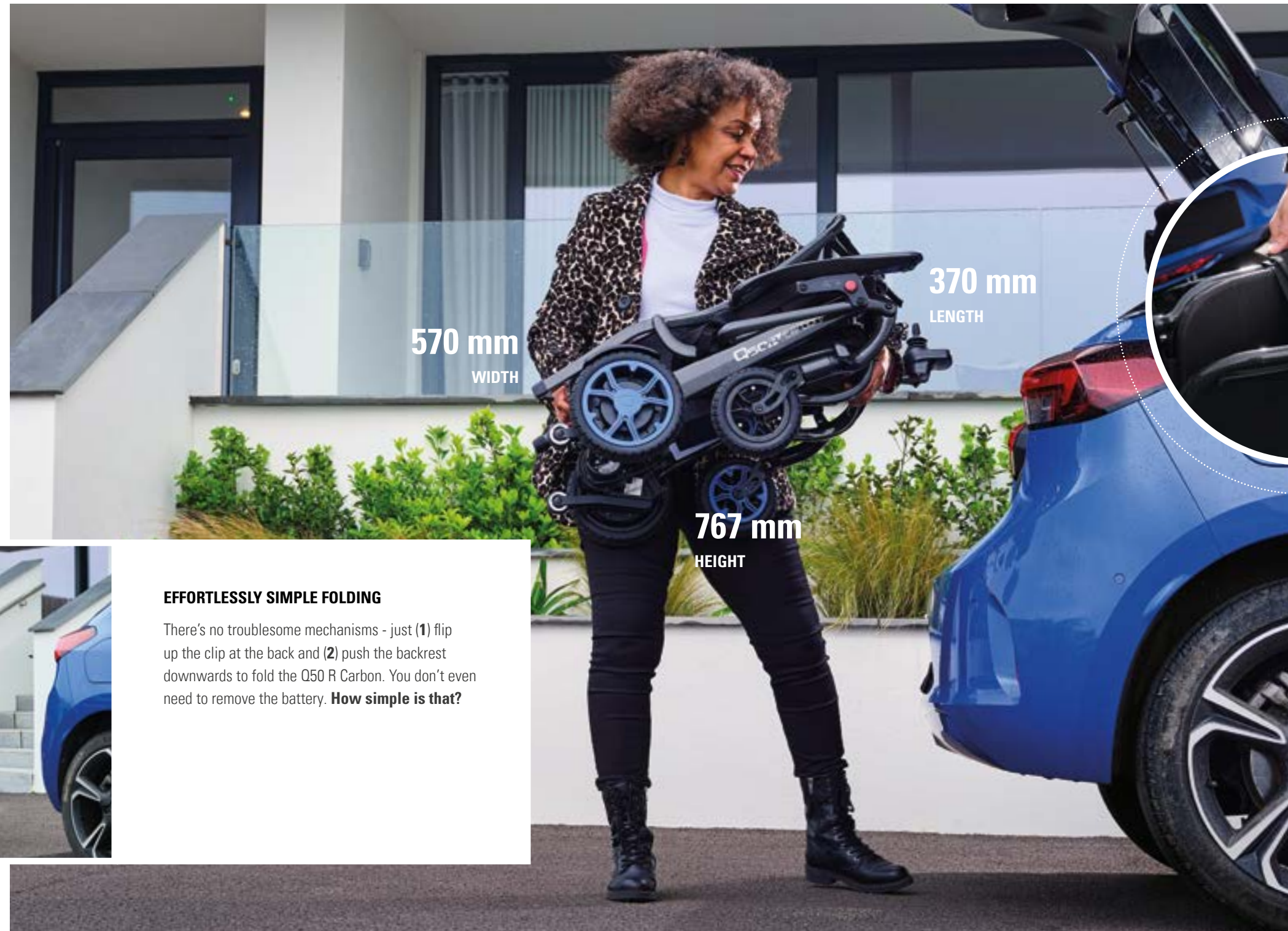
TRAVELS IN SPACES (AND TO PLACES) OTHERS CAN'T.

The Q50 R Carbon folds so ridiculously compact, it fits almost anywhere! Take the train, hop on a plane or store away in the boot of the smallest car – it's perfect for exploring places, near or far. Incredibly light, it's a breeze to lift in and out too.



EFFORTLESSLY SIMPLE FOLDING

There's no troublesome mechanisms - just (1) flip up the clip at the back and (2) push the backrest downwards to fold the Q50 R Carbon. You don't even need to remove the battery. **How simple is that?**



STANDARD TRANSPORT STRAP

Fed up with your power wheelchair un-folding whilst lifting? With the Q50 R Carbon's **standard** transport strap, your Q50 R Carbon is kept tightly folded, preventing any troublesome lifting problems.



REMOVABLE, LITHIUM-ION BATTERY

Weighing just **1.4 kg**, and with its own charging socket, there is no need to unpack your Q50 R Carbon when running low on charge. Instead, just pop-off the battery and charge separately!

POWER OPTIONS

GO FURTHER WITH 24 KM EXTENDED RANGE.

Leave the car at home and enjoy up to 12 km range with the Q50 R Carbon's 10Ah lithium-ion battery. Looking to go further? Its additional battery slot allows you to bring an (optional) second battery along for the ride to double your range to up to 24 km!

CHARGE EVEN WHEN FOLDED

Because you don't need to remove the battery when folding your Q50 R Carbon, it can also be conveniently charged via the socket on the controller.

IATA APPROVED* FOR AIR TRAVEL

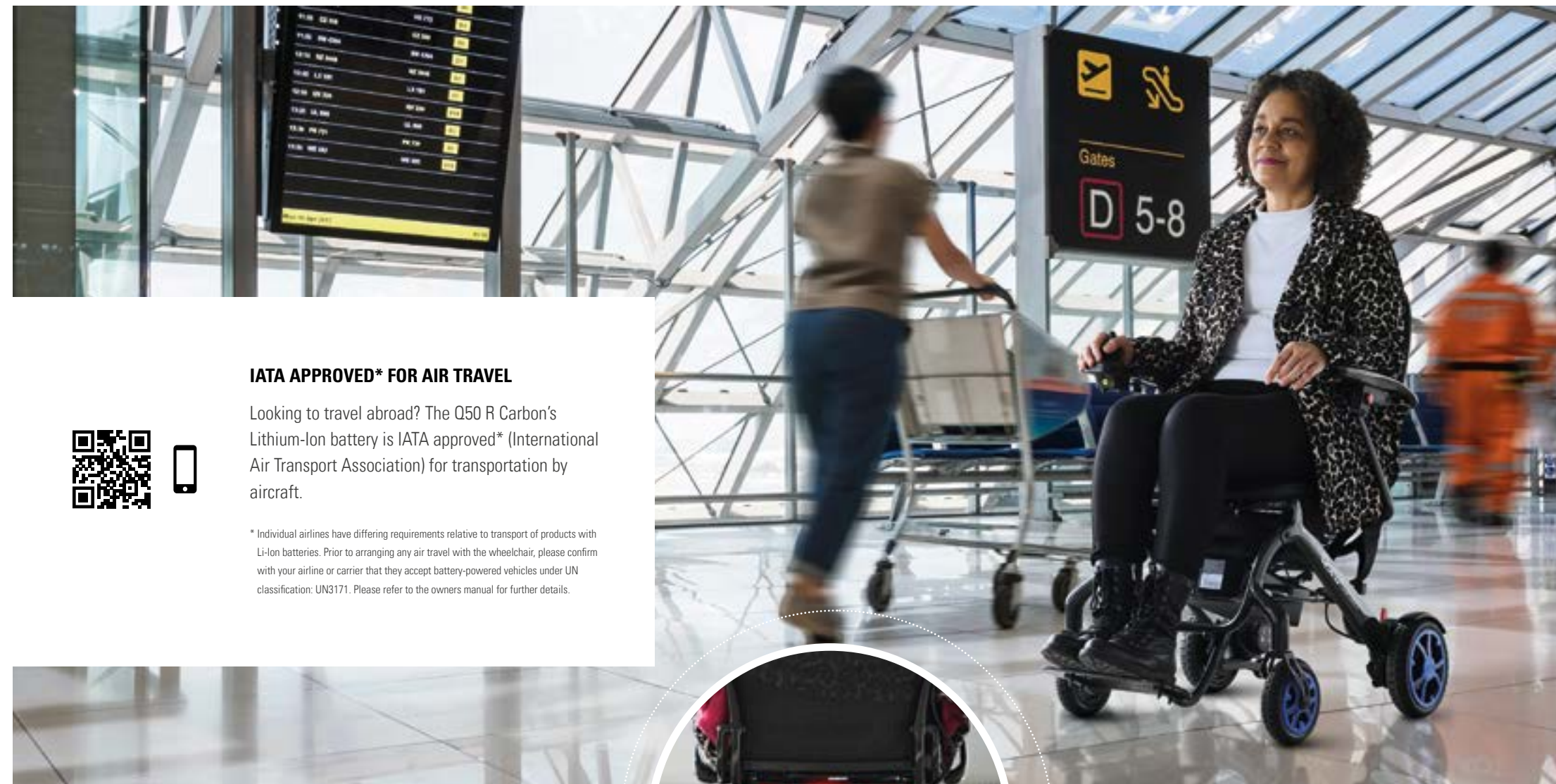
Looking to travel abroad? The Q50 R Carbon's Lithium-Ion battery is IATA approved* (International Air Transport Association) for transportation by aircraft.

* Individual airlines have differing requirements relative to transport of products with Li-Ion batteries. Prior to arranging any air travel with the wheelchair, please confirm with your airline or carrier that they accept battery-powered vehicles under UN classification: UN3171. Please refer to the owners manual for further details.



DAYTIME RUNNING LIGHT

Be seen during the day or at night with this super-bright running light. Activating whenever your Q50 R Carbon is in motion, it'll increase your visibility and awareness to others around you.



PERFORMANCE

... AND IT'S JUST AS COMPACT UNFOLDED.

Compact and streetwise, the Q50 R Carbon is ready for any situation. Whether it's a narrow hallway, lively shopping mall or manoeuvring into the challenging last space on public transport, the Q50 R Carbon packs the power (but with none of the size) to tackle everyday life.

800 mm

TURNING RADIUS

Unlike a mobility scooter, the Q50 R Carbon has a small **800 mm** turning radius, making it ideal for indoor environments. Effortlessly turn in narrow hallways, kitchens, and other restricted spaces without the need for complicated manoeuvres.



570 mm

NARROW WIDTH


Don't worry about clipping the sides of your Q50 R Carbon around the home - its slim **570 mm** width fits easily through narrow doorways and negotiate busy rooms.

MAKE YOURSELF COMFORTABLE

The ultra-lightweight backrest doesn't just keep you comfortable, its breathable upholstery allows body heat to pass through, keeping you cool and dry. Available as standard, its **30 mm** thick foam cushion also keeps you comfy on those longer trips.

EASY TRANSFERS

Easily side transfer in-and-out of your Q50 R Carbon by flipping the armrests upwards. Prefer to transfer standing? The centre-mount footrest conveniently flips upwards to give you all the space you need.



RELIABILITY

LIGHT ON WEIGHT, HEAVY ON RELIABILITY.

For over 40 years, we've been working alongside world class manufacturers to deliver solidly built powerchairs that have the very-best driving performance, motors, range, and reliability that others just can't match.

NVR2 BLDC BRUSHLESS DC MOTOR CONTROLLER

Intuitive to use, the established and reliable nVR2 BLDC brushless motor controller by the world-leading Curtiss-Wright Corporation responds precisely to your commands and also keeps track of remaining battery life.



250W HIGH EFFICIENCY BRUSHLESS MOTORS

Supplied by Linix (a world leading motor manufacturer), these high-performance motors provide the everyday power and reliability you need (including climbing obstacles of up to 40 mm). Highly optimised, they'll deliver the very-best range from your batteries too.

STYLE

THE FINISHING TOUCH.

With its elegant carbon fibre frame, the Q50 R Carbon is a real centrefold. So why don't you really get heads turning with a selection of 5 accent colours?



TECHNICAL DATA

Overall Dimensions (L/W/H)	923 mm / 570 mm / 928 mm
Folded Dimensions (L/W/H)	370 mm / 570 mm / 767 mm
Seat depth	420 mm
Seat width	440 mm
Back height	464 mm
Maximum kerb climbing	40 mm
Maximum range (ISO 7176-4)	12 km (24 km with additional battery)
Product weight (without battery)	14.5 kg
Battery weight (single)	1.4 kg
Maximum user weight	136 kg
Drive wheels	8"
Castor wheels	6.5"
Maximum safe slope	6°
Turning radius	800 mm
Maximum speed	6 kph
Battery	24V, 10Ah Lithium-Ion
Electronics	Curtiss Wright nVR2 Brushless Controller
Motor	High Power 250W Brushless Motor
Transport without user	Fix the wheelchair safe in the vehicle (e.g. car or plane)
Intended use and environment	For people with limited mobility, indoor and outdoor use. Wheelchair type class A

Sunrise Medical cares about your safety. Please read your owner's manual for safe operating instructions and maintenance guidelines.

Manufacturer: Zhejiang Innuovo Rehabilitation, Devices Co. Ltd, No. 1896 Industry Road, Hengdian Movie Zone, Dongyang, Zhejiang, China.
In line with ongoing product improvement, Innuovo reserves the right to make changes at any time, and without notice. However, any changes to information provided for existing users shall be clearly communicated if they are safety critical. Not all features and options are compatible with all configurations. All dimensions are approximate and may be subject to change. If you are visually impaired, this document can be viewed in PDF format at www.sunrisemedical.co.uk



Sunrise Medical S.L
 Poligono Bakiola,41
 48498 Arrankudiaga
 Vizcaya,Spain
 Phone: +34 902 142 434
 Fax: +34 946 481 575
 E-Mail: Monica.garcia@sunrisemedical.es
Patricia.delafuente@sunrisemedical.es
www.SunriseMedical.eu