

# ottobock.

## Start<sup>M6</sup> Junior

### Lightweight wheelchair

**Article number: 480F53=60000\_K**

valid from 1/1/2020 to 31/12/2020

Order no.:



#### Standard equipment

- Aluminum tube frame with crossbrace
- Tip-assist integrated into the frame
- Individual leg supports, angle-adjustable, plastic foot plates
- Swing-away leg support holders
- Side panel with arm support, height-adjustable
- Nylon seat and back support upholstery, black
- Modular design
- Drive wheels with quick-release axles
- Knee lever wheel lock

Folding, max. user weight 90 kg/198 lbs

☐ Provide estimate only

☐ Order

Billing address/customer number

Delivery address

Sales person

Name

.....  
Date Signature

By placing the order, you agree to comply with the instructions for use/service manuals for accessories and products of other manufacturers when combining them with an Ottobock product, in addition to the instructions for use/service manuals of the respective Ottobock products. Also you confirm to have read, understood and accepted, our general terms and conditions. In addition, you agree, upon placing an order, to conduct your own conformity assessment or approval in accordance with national requirements if and when you implement modifications or attachments that do not meet the specifications of Ottobock instructions for use/service manuals.

#### Wheelchair dimensions

|                                 |         |  |         |
|---------------------------------|---------|--|---------|
| <b>Seat width (SW)</b>          | _____cm | <b>Anterior seat height (ASH)</b>                | _____cm |
| <b>Seat depth (SD)</b>          | _____cm | <b>Posterior seat height (PSH)</b>               | _____cm |
| <b>Back support height (BH)</b> | _____cm | <b>Lower leg length (LL) (frame measurement)</b> | _____cm |

#### Seat measurements in cm

|                        |           |             |           |             |           |
|------------------------|-----------|-------------|-----------|-------------|-----------|
| <b>Seat width (SW)</b> | <b>28</b> | <b>30.5</b> | <b>33</b> | <b>35.5</b> | <b>38</b> |
| <b>Seat depth (SD)</b> | <b>31</b> | <b>34</b>   | <b>37</b> |             |           |

#### Seat height measurements in cm (table on the next page)

|                                   |           |           |           |           |           |           |           |           |
|-----------------------------------|-----------|-----------|-----------|-----------|-----------|-----------|-----------|-----------|
| <b>Anterior seat height (ASH)</b> | <b>40</b> | <b>41</b> | <b>42</b> | <b>43</b> | <b>44</b> |           |           |           |
|                                   | <b>45</b> | <b>46</b> | <b>47</b> | <b>48</b> | <b>49</b> |           |           |           |
| <b>Posterior seat height</b>      | <b>37</b> | <b>38</b> | <b>39</b> | <b>40</b> | <b>41</b> | <b>42</b> | <b>43</b> | <b>44</b> |
|                                   | <b>45</b> | <b>46</b> | <b>47</b> | <b>48</b> | <b>49</b> |           |           |           |

**The number codes contained in this order form are not intended to be used as article numbers for spare parts orders. Please use the spare parts catalogue for spare parts orders.**

## Information

Seat height table

### Anterior seat height in cm

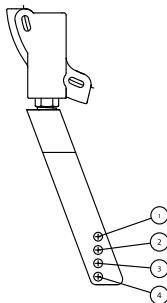
#### Caster fork, short

#### Adjustment range

|                          |         |
|--------------------------|---------|
| Caster wheel diameter 5" | 40 – 44 |
| Caster wheel diameter 6" | 43 – 45 |

#### Caster fork, long

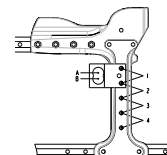
|                          |         |
|--------------------------|---------|
| Caster wheel diameter 5" | 44 – 47 |
| Caster wheel diameter 6" | 45 – 49 |



Seat height table

### Posterior seat height in cm

| Drive wheel size | Adjustment range |
|------------------|------------------|
| 20"              | 37 – 43          |
| 22"              | 38 – 45          |
| 24"              | 41 – 49          |



The values indicated are rounded values which have been theoretically determined. Max. deviation of 1 cm.

The anterior seat height depends on the selected wheel size, caster fork and mounting position. Please refer to the seat height table!

Specified without seat cushion at 0° seat inclination.

The maximum possible seat inclination is 3.5 cm.

| Frame accessories       |  |  |             |
|-------------------------|--|--|-------------|
| MA 55                   |  | Plug-on anti-tipper, right                   | Add. charge |
| MA 56                   |  | Plug-on anti-tipper, left                    | Add. charge |
| MA 57                   |  | Crutch holder, right                         | Add. charge |
| MA 58                   |  | Crutch holder, left                          | Add. charge |
| MA 61                   |  | Swinging anti-tipper, right                  | Add. charge |
| MA 62                   |  | Swinging anti-tipper, left                   | Add. charge |
| Caster wheels           |  |  |             |
| MF 03                   |  | 5" solid rubber                              | –           |
| MF 05                   |  | 6" pneumatic (150 x 30)                      | –           |
| MF 06                   |  | 6" solid rubber (150 x 27)                   | –           |
| Caster forks            |  |  |             |
| MF 80                   |  | Caster fork, long                            | –           |
| MF 81                   |  | Caster fork, short                           | –           |
| Drive wheel size        |  |  |             |
| MG 04                   |  | 20"  | –           |
| MG 01                   |  | 22"  | –           |
| MG 02                   |  | 24"  | –           |
| Wheelbase               |  |  |             |
| short/active            |  | long/passive                                 |             |
| Drive wheel rim         |  |  |             |
| MG 05                   |  | Standard                                     | –           |
| MG 80                   |  | Drive wheel with drum brake/attendant        | Add. charge |
| Tyres                   |  |  |             |
| MG 30                   |  | Pneumatic tyres 1 3/8"                       | –           |
| MG 35                   |  | PU tyres 1 3/8"                              | –           |
| Handrims                |  |  |             |
| MG 52                   |  | Handrim, aluminium, silver anodised, high    | –           |
| MG 56                   |  | Handrim, polished stainless steel, high      | Add. charge |
| Drive wheel accessories |  |  |             |
| MG 87                   |  | High-pressure air pump, 14 bar               | Add. charge |
| MG 88                   |  | Airman pump, battery-operated                | Add. charge |
| Wheel lock              |  |  |             |
| MH 01                   |  | Knee lever wheel lock, standard              | –           |
| MH 06                   |  | Knee lever wheel lock for user and attendant | Add. charge |
| Wheel lock accessories  |  |  |             |
| MH 10                   |  | Wheel lock lever extension                   | Add. charge |

## Information



MA 55 Plug-on anti-tipper



MA 62 Swinging anti-tipper



MD 10 Back support angle adjustment 30°



MD 11 Folding back support



MD 23 Thoracic support



MD 54 Angled push handles



ME 05 Side panel, height-adjustable



MB 20 Leg support for short lower leg length



MB 72 Heel strap




MZ 53 Head support



MZ 54 Clinical installation set



MZ 55 Multi-axis installation set



MG 95 Spoke protector with decor

| Back support system  |      |   |                 |
|--|------|---|-----------------|
| MD 09  |      | Back support with lumbar curve, standard  | –               |
| MD 01  |      | Straight back support, standard   | –               |
| MD 10  |      | Back support angle adjustment 30° (only available with BH 37.5 cm)                    | Add. charge     |
| MD 11  |      | Back support, folding (only available with BH 37.5 cm)                                | Add. charge     |
| Back support height in cm  |      |   |                 |
| 30   | 32.5 | 35  | 37.5            |
| Back support upholstery  |      |   |                 |
| MD 04  |      | Standard  | –               |
| MD 05  |      | Adaptable   | Add. charge     |
| MD 06  |      | Without   | Price reduction |
| Push handles   |      |   |                 |
| MD 51  |      | Standard  | –               |
| MD 52  |      | Telescoping<br>(only available in combination with 30° back support angle adjustment) | Add. charge     |
| MD 54  |      | Height-adjustable, angled   | Add. charge     |
| Back support accessories   |      |   |                 |
| MD 23  |      | Side thoracic support, right  | Add. charge     |
| MD 24  |      | Side thoracic support, left   | Add. charge     |
| MD 58  |      | Stabiliser bar for push handles   | Add. charge     |
| Side panels  |      |   |                 |
| ME 01  |      | Side panel, standard, 300 mm arm support, short mounted                               | –               |
| ME 01  |      | Side panel, standard, 300 mm arm support, long mounted                                | –               |
| ME 05  |      | Side panel, height-adjustable, 300 mm armrest   | Add. charge     |
| Side panel accessories   |      |   |                 |
| ME 60  |      | Tray  | Add. charge     |
| Seat upholstery  |      |   |                 |
| MC 13  |      | Upholstery, standard  | –               |
| MC 06  |      | Without   | Price reduction |
| Seat cushion   |      |   |                 |
| MC 01  |      | Seat cushion, standard <input type="checkbox"/> 3 cm <input type="checkbox"/> 5 cm    | Add. charge     |
| MC 02  |      | Cubic Foam seat cushion (thickness 5 cm)  | Add. charge     |
| MC 05  |      | Evolight seat cushion (thickness 6 cm)  | Add. charge     |
| Lower leg length in cm (without seat cushion)                                  |      |   |                 |
| Lower leg length (LL) in cm ..... (available adjustment range 16 cm – 45 cm)   |      |   | –               |
| Leg support bar options  |      |   |                 |
| MB 40  |      | Short (27 – 40 cm)  | Add. charge     |
| MB 41  |      | Medium (32 – 45 cm)   | Add. charge     |
| Please note that the lower leg lengths vary in case of elevating leg supports. |      |   |                 |

| Leg supports |   |             |
|--------------|---|-------------|
| MB 10        | Individual leg supports, angle-adjustable, plastic foot plates  | –           |
| MB 25        | Leg supports, elevating, without automatic length adjustment, pair                                      | Add. charge |
| MB 26        | Leg support, elevating, without automatic length adjustment, right<br>(plus standard leg support, left) | Add. charge |
| MB 27        | Leg support, elevating, without automatic length adjustment, left<br>(plus standard leg support, right) | Add. charge |
| MB 20        | Single-panel leg support for short lower leg length   | Add. charge |
| MB 19        | Individual leg supports for short lower leg length  | Add. charge |

| Leg support accessories |  |             |
|-------------------------|--|-------------|
| MB 72                   | Heel strap for individual leg supports | Add. charge |

| Other accessories |  |             |
|-------------------|--|-------------|
| MZ 50             | Lap belt with plastic buckle   | Add. charge |
| MZ 52             | Tool kit   | Add. charge |
| MZ 53             | Head support   | Add. charge |
| MZ 54             | Clinical installation kit for head support   | Add. charge |
| MZ 55             | Head support installation kit, multi-axis, offset  | Add. charge |
| MZ 70             | Anchor point kit for transportation in a motor vehicle<br>(max. loading capacity: 75 kg) | Add. charge |

Note: Please also use the order forms for wheelchair accessories 647F661.

| Spoke protector |                              |             |
|-----------------|------------------------------|-------------|
| MG 90           | Spoke protector, transparent | Add. charge |
| MG 95           | Spoke protector with decor   | Add. charge |

| Frame colour |                         |             |
|--------------|-------------------------|-------------|
| 009          | Vinho sparkle           | Add. charge |
| 017          | Traffic yellow RAL 1023 | –           |
| 018          | Signal red RAL 3001     | –           |
| 021          | Sparkle granny-smith    | Add. charge |

**Notes & Remarks**