

ORDER FORM / wheelchair

Completed and delivered sighting protocol is **binding order** for the production of mechanical KURY wheelchair. Please, fill out questionnaire legibly and carefully! In case of doubt, please contact your dealer or the manufacturer.

Product registration

Serial number	
Date of product shipping	

Dealer or user

Company			
Name			
Contact	address		
	country		
	e-mail	phone	
Other	user height (cm)	user weight (kg)	

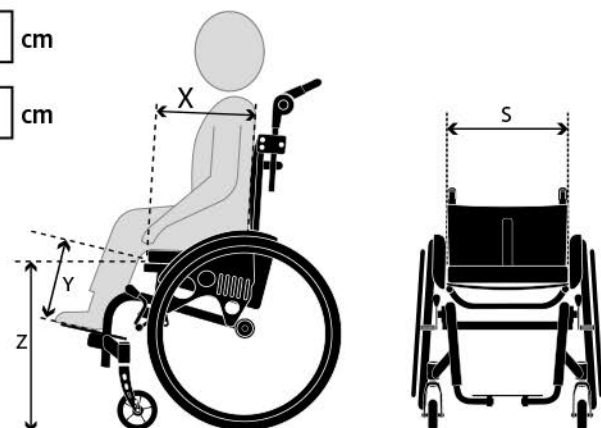
User agrees with product parameters referred to in this order form questionnaire.
According to these parameters, the product will be entered into production.

Signature of user / dealer:

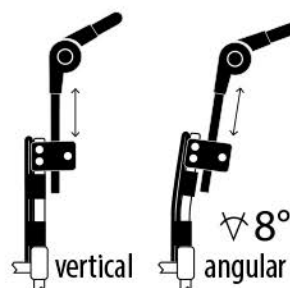
Questionnaire completed:	date	Output control:	date
	signature		signature

- ▲ basic equipment
- additional item with surcharge (see pricelist)

A Proportions

X: cmY: cm

pic. 1 backrest - positioning (telescopic) handles



1 FRAME

seat height from the ground in front (Z parameter) 42 43 44 45 lightweight aluminium 7020

price

▲

○

2 SEDÁČKA (textilní - kortexin, barva viz 3.3 dle zádové opěrky)

2.1 width (S parameter) 26 28 30 32 34 36 38depth (from X parameter) 22 24 26 28 30 322.2 anti-decubitus anatomic pad height: 3 cm 5 cm black color2.3 straps for multipoint adjustment of seat stiffness simple cover upholstered cover

price

▲

▲

○

○

3 BACKREST

3.1 fabric textile - with straps for multipoint adjustment of backrest stiffness (color see 3.3) anatomic - (fill special order form >>)

3.2 type of backrest	support tube	height of textile parts										price
<input type="checkbox"/> positioning handles (see pic. 2/ part A)	<input type="checkbox"/> vertical	26	28	30	32	34	36	38	40	42	45	▲
	<input type="checkbox"/> angular	<input type="checkbox"/>	<input type="checkbox"/>	<input type="checkbox"/>	<input type="checkbox"/>	<input type="checkbox"/>	<input type="checkbox"/>	<input type="checkbox"/>	<input type="checkbox"/>	<input type="checkbox"/>	<input type="checkbox"/>	
body height of accompanist/assistant		<input type="checkbox"/> up to 170 cm <input type="checkbox"/> more than 170 cm										

3.3 upholstery fabric backrest and seat black fabric DOBBY + kortexin color combination: black dark grey yellow red
 violet blue dark green breathable padded cover „air-flow“
combination of black TEBOX and:
 green blue red yellow
 grey black dark blue violet

black fabric kortexin seat

3.4 textile back pocket - 30 (w) x 20 (h) x 2 (d) cm - with multipoint textile backrest only (see 3.1)

price

▲

price

▲

▲

○

▲

○

○

○

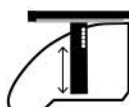
○

○

4 ARMRESTS

 E 04 mudguards ABS plastic

non hinged

 E 04M mudguards ABS plastic with extendable handle

non hinged

5 COLOUR FRAME PARTS					price	
5.1 frame color	<input type="checkbox"/> basic RAL (see swatch)	<input type="checkbox"/> (1) glossy white	<input type="checkbox"/> (24) white matt	<input type="checkbox"/> (2) yellow	<input type="checkbox"/> (3) red	▲
		<input type="checkbox"/> (4) ruby	<input type="checkbox"/> (5) light violet	<input type="checkbox"/> (6) violet	<input type="checkbox"/> (7) dark violet	
- frame	<input type="checkbox"/> metallic (see swatch)	<input type="checkbox"/> (8) light blue	<input type="checkbox"/> (9) dark blue	<input type="checkbox"/> (10) turquoise	<input type="checkbox"/> (11) light green	
		<input type="checkbox"/> (12) green	<input type="checkbox"/> (13) black			
		<input type="checkbox"/> (15) violet	<input type="checkbox"/> (16) blue	<input type="checkbox"/> (17) red	<input type="checkbox"/> (18) anthracit	○
<input type="checkbox"/> (19) turquoise	<input type="checkbox"/> (20) silver	<input type="checkbox"/> (21) light green	<input type="checkbox"/> (22) yellow			
<input type="checkbox"/> (23) orange	<input type="checkbox"/> (25) brown					
5.2 set of colored parts - elox		rear whl holders + front whl forks + brake levers			pair	
<input type="checkbox"/> black <input type="checkbox"/> silver <input type="checkbox"/> blue <input type="checkbox"/> red		<input type="checkbox"/> orange <input type="checkbox"/> gold <input type="checkbox"/> yellow-green			○	

6 FOOTREST / FOOTPLATE					price	
6.1	one-piece footplate	<input type="checkbox"/> angle 90°	Angle can be changed.	side tube of footrest	<input type="checkbox"/> shortened (according to parameter Y - from 26 to 35 cm)	▲
		<input type="checkbox"/> angle 100°			<input type="checkbox"/> short (according to parameter Y - from 36 to 42 cm)	
6.2	<input type="checkbox"/> leg support belt	<input type="checkbox"/> textile			▲	
		<input type="checkbox"/> leather			○	

7 FRONT WHEELS					price
wheel rim	sign / size (mm)	color			pair
<input type="checkbox"/> plastic	<input type="checkbox"/> PU 100	black	polyurethane tires: <input type="checkbox"/> grey <input type="checkbox"/> black		▲
	<input type="checkbox"/> PU 125	black	polyurethane tires: <input type="checkbox"/> grey <input type="checkbox"/> black		
	<input type="checkbox"/> PU 150	black	polyurethane tires: <input type="checkbox"/> grey <input type="checkbox"/> black		
<input type="checkbox"/> aluminium	<input type="checkbox"/> ALPU 100 x 32	★	silver		○
	<input type="checkbox"/> ALPU 100 x 32 C	★	<input type="checkbox"/> black <input type="checkbox"/> blue <input type="checkbox"/> red <input type="checkbox"/> orange <input type="checkbox"/> gold <input type="checkbox"/> yellow-green		○
	<input type="checkbox"/> ALPU 125 x 32	★	silver		○
	<input type="checkbox"/> ALPU 125 x 32 C	★	<input type="checkbox"/> black <input type="checkbox"/> blue <input type="checkbox"/> red <input type="checkbox"/> orange <input type="checkbox"/> gold <input type="checkbox"/> yellow-green		○
	<input type="checkbox"/> ALPU 100 x 35	▲	silver		○
	<input type="checkbox"/> ALPU 100 x 35 C	▲	<input type="checkbox"/> black <input type="checkbox"/> blue <input type="checkbox"/> red <input type="checkbox"/> gold		○
	<input type="checkbox"/> ALPU 125 x 35	▲	<input type="checkbox"/> silver <input type="checkbox"/> silver matt		○
	<input type="checkbox"/> ALPU 125 x 35 C	▲	<input type="checkbox"/> black <input type="checkbox"/> blue <input type="checkbox"/> red <input type="checkbox"/> gold		○
★ five-spoke rim - Recommended with color set of parts (see 5.2 and 8.2).					
▲ three-spoke rim - Recommended to combine with black parts only (see 5.2 and 8.2).					

8 REAR WHEELS					price
8.1 rear whl axis angle	<input type="checkbox"/> 0° <input type="checkbox"/> 2° <input type="checkbox"/> 4°				▲
8.2 whl type	specification	size	tire	spoke	pair
<input type="checkbox"/> standard	<input type="checkbox"/> black simple rim handrim see 8.3	<input type="checkbox"/> 20 x 1"	polyurethane tires grey	24 stainless spokes	○
		<input type="checkbox"/> 20 x 1"	PNEU		▲
		<input type="checkbox"/> 20 x 13/8"			
8.3 handrim	handrim distance from wheel (mm) - distance can be changed				pair
<input type="checkbox"/> smooth aluminium	<input type="checkbox"/> 15 <input type="checkbox"/> 20				▲
<input type="checkbox"/> rubber coating	<input type="checkbox"/> 15 <input type="checkbox"/> 20				○

9 ACCESSORIES					price
9.1	<input type="checkbox"/> leg support double belt (front and back) - adjustable, w. 45 mm		<input type="checkbox"/> leather		○
			<input type="checkbox"/> textile		
	<input type="checkbox"/> backward roll-over prevention support				○
	<input type="checkbox"/> compact brakes				○
	<input type="checkbox"/> carbon plug of front fork (pair)				○
<input type="checkbox"/> pump with clips				○	
9.2	<input type="checkbox"/> rear wheel guards				pair
<input type="checkbox"/> basic	<input type="checkbox"/> white	<input type="checkbox"/> transparent	<input type="checkbox"/> black		○
<input type="checkbox"/> designed (see swatch)	<input type="checkbox"/> rings	<input type="checkbox"/> night	<input type="checkbox"/> purple spiral	<input type="checkbox"/> flower I	○
	<input type="checkbox"/> wheel	<input type="checkbox"/> eyes	<input type="checkbox"/> blue spiral	<input type="checkbox"/> flower II	
	<input type="checkbox"/> red-blue cascade		<input type="checkbox"/> turquoise cascade		
9.3	Fixing and positioning accessories (see current offer)		approximate dimensions (cm)		
<input type="checkbox"/> AD10	abdominal fixing belt		universal size: (h) 8, (w) 48		○
<input type="checkbox"/> AD11	abdominal fixing belt for chair		<input type="checkbox"/> size 0: (h)12, (w) 40	<input type="checkbox"/> vel. 1: (h)16, (w) 54	○
<input type="checkbox"/> AD11E	abdominal fixing belt thin		universal size: (h)12, (w)54		○
<input type="checkbox"/> AD12	perineal fixing belt for chair		<input type="checkbox"/> size 0: (h)12, (w) 40	<input type="checkbox"/> size 1: (h)16, (w) 54	○
<input type="checkbox"/> AD13	fixing belt for chair (torso)		<input type="checkbox"/> size 0: (h)12, (w) 40	<input type="checkbox"/> size 1: (h)16, (w) 54	○
<input type="checkbox"/> AD14	fixing belt for chair (torso and pelvis)		<input type="checkbox"/> size 0: (h)12, (w) 40	<input type="checkbox"/> size 1: (h)16, (w) 54	○
<input type="checkbox"/> ADX23	shoulder harness		<input type="checkbox"/> size 0: (h) 27	<input type="checkbox"/> size 1: (h) 33	○
<input type="checkbox"/> ADX30	abduction support				○

NOTES FOR PRODUCTION

▲ - basic equipment ○ - additional item with surcharge (see pricelist)

Reset form

Save form

Print form